

A Systematic Review of Instruments for the Assessment of Eating Disorders Among Adults


Lauren M. Schaefer, Ph.D.^{1,2}, Ross D. Crosby, Ph.D.^{1,2}, Paulo P.P. Machado, Ph.D.³


¹Sanford Center for Bio-behavioral Research, Fargo, North Dakota, USA


²University of North Dakota School of Medicine and Health Sciences, Fargo, North Dakota,
USA

³Psychotherapy and Psychopathology Research Unit – Psychology Research Centre, School of
Psychology, University of Minho, Braga, Portugal

Author Note

Lauren M. Schaefer  <https://orcid.org/0000-0002-9907-7598>

Ross D. Crosby  <https://orcid.org/0000-0001-9131-1629>

Paulo P.P. Machado  <https://orcid.org/0000-0003-4277-9203>

The authors have no conflicts of interest or financial conflicts relevant to this article to disclose.

Correspondence concerning this article should be addressed to Lauren M. Schaefer, Ph.D., Sanford Center for Bio-behavioral Research, 120 Eighth Street South, Box 2010, Fargo, North Dakota, 58122, USA, Lauren.Schaefer@SanfordHealth.org

Schaefer, Lauren M.a,b; Crosby, Ross D.a,b; Machado, Paulo P.P.c. A systematic review of instruments for the assessment of eating disorders among adults. *Current Opinion in Psychiatry* 34(6):p 543-562, November 2021. | DOI: 10.1097/YCO.0000000000000746

Abstract

Purpose of review: The availability of psychometrically sound assessment instruments for assessing eating disorder symptomatology is crucial for both clinical practice and research. The purpose of the current review is to provide the reader with a list of psychometrically validated assessments for adults that are available within the field of eating disorders. Eating disorder interviews and self-report questionnaires were identified using online literature searches, reviewing previous review articles, and via research and/or clinical experience of the authors. The focus of the review was on (1) standard assessments that were frequently used in eating disorder research, and (2) newer assessments that developed over the past five years. Information compiled on each instrument included the purpose of the assessment, scores that can be derived, psychometric information, translations in other languages, and availability for use in research and clinical settings.

Recent findings: Several recent trends in assessment instruments were identified including updates based upon DSM-5 criteria, briefer assessments, assessments for specific populations, and assessment of specific features observed in people with eating disorders.

Summary: The current review provides eating disorder clinicians and researchers a guide for making informed decisions about the selection of eating disorder assessments.

Keywords: eating disorders, anorexia nervosa, bulimia nervosa, binge-eating disorder, assessment, interview, self-report questionnaire

A Systematic Review of Instruments for the Assessment of Eating Disorders

The importance of psychometrically sound assessments to the field of eating disorders cannot be overstated. Eating disorder prevention programs are reliant on valid methods for identifying those at risk for an eating disorder and evaluating outcomes of those programs. The accurate diagnosis of eating disorders is essential for tailoring treatment to the individual, and monitoring patient progress during treatment requires sensitive assessments that can detect changes in therapeutic targets. Finally, rigorous reproducible eating disorder research would not be possible without the availability of sound assessments.

Overview of the Current Review

The objective of the current review is to provide the reader with a list of psychometrically validated assessments for adults that are available to the field of eating disorders. Notably, the scope of this review was not limited to instruments specifically designed to assess the diagnostic features of eating disorders (e.g., binge eating, dietary restriction). Rather, we sought to provide a somewhat more expansive list of measures tapping not only these cognitive/behavioral signatures of eating disorders, but also a wider range of features commonly associated with eating pathology (e.g., perfectionism, emotion dysregulation). Our intention with this approach was to provide researchers and clinicians with an assessment toolbox capable of capturing an array of relevant maintenance mechanisms or intervention targets. The reviewed assessments include both structured interviews and self-reported questionnaires. The focus of this review is on two areas: (1) standard assessments that have been frequently used in eating disorder research; and (2) newer assessments that have been developed over the past five years. This review will provide information on the purpose of the assessment, current and alternative versions, details about the instrument (e.g., number of items, associated subscales), scores that

can be derived from the assessment, psychometric information (i.e., reliability and validity) provided in the original publication, translations in other languages, and information about availability for use in research and clinical settings.

This review is intended to be informative rather than evaluative. The reader is encouraged to consider their own needs, as well as the properties of these assessments in selecting instruments for use. This review is also intended to be selective in the two areas noted above; the assessments that are included in this review should not be considered a comprehensive list.

Method

Several methods were used to identify relevant assessment instruments for inclusion in this review. First, searches of electronic databases were conducted using PubMed and PsycINFO. The following combination of search terms were used: (“eating disorder*” OR “anore*” OR “bulim*” OR “binge-eating disorder” OR “night eating syndrome” OR “purging disorder” OR “orthorexia” OR “OSFED” OR “EDNOS” OR “disordered eating”) AND (“assessment” OR “self-report” OR “interview” OR “questionnaire” OR “measure” OR “inventory”). Second, previous reviews of eating disorder assessments were examined and relevant articles from those reviews were included. Finally, additional lists of eating disorder assessments were generated by the authors based upon their prior research and/or clinical experience. When reviewing older measures, assessment instruments with a larger number of citations from the past ten years were given preference.

Results

Table 1 presents information for each of the retained assessments. Assessment instruments were grouped into the following broad categories for organizational purposes: Eating Disorder Structured Interviews, Eating Disorder Symptom Questionnaires, Commonly

Associated Features, Eating Disorder Assessments in Specific Populations. More specific foci for each scale are indicated within the table.

As much has been written about many of the older assessments,¹⁻⁴ our results section is focused on the trends observed among instruments published within the last five years. Across those scales, four key trends were observed. First, several scales were developed to assess diagnostic criteria forwarded in the 5th edition of the Diagnostic and Statistical Manual.⁵ For example, the Eating Pathology Symptoms Inventory - Clinician Rated Version (EPSI-CRV),⁶ which is based on the self-report version of the EPSI, was designed to generate DSM-5 eating disorder diagnoses, in addition to providing an assessment of eight different dimensions of eating pathology (e.g., body dissatisfaction, cognitive restraint). Similarly, the Yale Food Addiction Scale 2.0 (YFAS 2.0)⁷ is a revision to the original YFAS,⁸ which utilizes DSM-5 substance use disorder criteria to conceptualize and measure the construct of food addiction.

Second, as many existing eating disorder assessments can be long and time-consuming to administer, several measures were developed or revised to provide a brief assessment of the construct of interest. For instance, the Eating Disorders Examination Questionnaire (EDE-Q)⁹ is one of the best-established and most widely-used measures of eating psychopathology and is available in several languages. However, the full questionnaire is a relatively long, with 28 items. Investigations of alternative or briefer forms of EDE-Q have emerged, including: a 7-item EDE-Q version,¹⁰ which has since received psychometric support in a variety of samples,¹¹⁻¹⁵ an 8-item EDE-Q version,¹⁶ and an 18-item EDE-Q version.¹⁷ Similarly, a new 15-item self-report questionnaire – the Eating Disorder-15¹⁸ – was recently developed to provide a brief assessment of therapeutic progress and outcomes in eating disorder treatment on a weekly basis. In part due to the brevity of ED-15, this measure has proved to be of clinical utility as a complementary and

psychometrically robust measure able to track changes during therapy. Finally, the Frost Multidimensional Perfectionism Scale (FMPS)^{19,20} was recently revised to trim the original 35-item measure into a briefer 8-item questionnaire.

Third, given increasing recognition that eating disorders may manifest differently across unique populations, several newer measures were developed to assess eating pathology within specific groups. For example, the Eating Disorders Screen for Athletes (EDSA)²¹ and Disordered Eating Screen for Athletes (DESA-6)²² were both developed to screen for eating pathology among male and female athletes, a group in which careful attention to dietary intake and high levels of physical activity may be normative.^{23,24} The Repetitive Eating Questionnaire (RepEAT-Q)²⁵ was developed to assess grazing behavior, which may be particularly problematic among individuals with obesity, those who have undergone bariatric surgery, and those with eating pathology.^{26,27} Similarly, researchers in France developed the ESSCA²⁸ interview to help clinicians identify problematic eating behaviors that may contribute to obesity (e.g., food craving, emotional eating). And finally, the Muscularity-oriented Eating Test (MOET)²⁹ and Eating for Muscularity Scale (EMS)³⁰ were each developed to assess disordered eating attitudes and behaviors organized around the pursuit of muscularity, rather than the pursuit of thinness. Although these measures may have relevance across the gender spectrum, muscularity-oriented disordered eating has been posited as a particularly pertinent experience among males,³¹ who have been underrecognized, under-researched, and underserved in the eating disorders field.

Fourth, a number of measures were developed to assess specific features commonly observed among individuals with eating disorders. For example, the Dietary Rules Inventory (DRI)³² was developed to assess an individual's adherence to specific dietary rules, which is conceptualized as being one cognitive/behavioral manifestation of dietary restraint. Given

evidence of deficits in set-shifting or cognitive flexibility in the eating disorders, researchers developed the Eating Disorder Flexibility Index (EDFLIX)³³ to assess both general and eating disorder-specific inflexibility in cognition (e.g., rigid approaches to rules) and behaviors (e.g., use of stereotyped or perseverative behaviors). Consistent with evidence highlighting the roles of sociocultural pressures, weight stigma, and fear of fatness as likely contributors to eating pathology, the Influences on Fear of Fat Scale (SI-FAT)³⁴ was designed to assess environmental influences that may contribute to fearful attitudes towards weight gain and higher weight. As appearance comparisons have been identified as a common behavior among individuals with disordered eating, the Physical Appearance Comparison Scale-3 (PACS-3)³⁵ was revised to provide an assessment of comparisons that may be particularly relevant to male and female appearance ideals (i.e., thinness and muscularity), to clarify the role of comparisons made to those deemed more versus less attractive than oneself, and to provide an index of the emotional impact of the comparison. Finally, the Short Inventory of Grazing (SIG)³⁶ was developed to briefly assess the frequency that an individual engages in grazing (i.e., repeatedly picking at or nibbling on small amounts of food outside of planned meals and snacks) both with and without and accompanying sense of having lost control.

Discussion

The current review provides an overview of self-report and interview-based instruments available for assessing eating disorder symptoms and related features among adults, with a particular emphasis on measures published within the past five years. As is evident in this review, the number of available tools continues to grow, as researchers and clinicians identify important areas for expansion or improvement. In selecting an assessment instrument for use, a variety of issues should be considered. First, the primary construct(s) of interest should be

identified and compared to the available instruments. Readers are encouraged not to rely solely on the names of scales, but rather should look at detailed descriptions of the scale as well as the content of individual items. Often times scale names do not adequately capture the full scope of the scale. Second, readers should verify that the age of the individuals that will be completing the assessment matches the age range recommended for the scale. Third, readers should verify that the instruments being considered are available in the language appropriate for their needs. Fourth, the psychometric properties of the instruments should be examined. In terms of reliability, the most common metrics are internal consistency (e.g., Cronbach's alpha) and test-retest reliability. A minimum reliability coefficient of .70 is recommended, and coefficients of .80-.95 are strongly preferred.³⁷ In terms of the validity of the instrument, readers should look for empirical evidence of convergent validity (i.e., correlations with similar measures), known-groups validity (i.e., the ability of the instrument to differentiate those known to differ on the construct of interest), and predictive validity (i.e., ability to predict later events).³⁷ Also relevant to validity would be the empirical verification of the scale factor structure.^{38,39} Fifth, readers should consider the features of the instrument, including such things as the number of items and the time to complete, to ensure that those features are consistent with the intended application. For example, if the assessment instrument is being used to track patient progress during each clinical visit, a brief assessment will likely be more practical than a lengthier assessment. When assessment interviews are being considered, readers should evaluate what training is needed for assessors prior to administering.

Conclusions

In summary, the field has produced numerous tools for the assessment of eating disorders and their associated features. This review identified several new measures published within the

past five years, which broadly related to four key themes: adherence to DSM-5 criteria, pursuit of brief assessment tools, assessment of eating pathology in specific groups, and assessment of specific features commonly related to eating disorders. Clinicians and researchers are encouraged to consider a number of factors when deciding upon the right measure for their purposes.

Key Points

- The availability of psychometrically sound assessment instruments for assessing eating disorder symptomatology is crucial for both clinical practice and research.
- The current review provides readers with a list of psychometrically validated assessments for adults that are available within the field of eating disorders, with an emphasis on assessments published within the past five years.
- Recently published assessment instruments broadly addressed four key themes: 1) adherence to DSM-5 criteria, 2) pursuit of brief assessment tools, 3) assessment of eating pathology in specific groups, and 4) assessment of specific features commonly related to eating disorders.
- Clinicians and researchers are encouraged to carefully consider a variety of issues (e.g., assessment length, language, reliability and validity data for the population of interest) when choosing the best instrument for their needs.

Acknowledgements

Acknowledgements: None.

Financial support and sponsorship: None.

Conflicts of interest: None.

Table 1*Instruments to Assess Eating Disorder Symptoms and Commonly Associated Features*

Scale name	Description	Focus	Psychometrics	Translations ^a	Availability
<i>ED Structured Interviews</i>					
Eating Disorder Examination (EDE) ⁴⁰	The EDE is a semi-structured interview designed to measure the thoughts and behaviors commonly associated with eating disorders over the past 28 days. The EDE contains 4 subscales assessing: 1) Dietary Restraint, 2) Eating Concern, 3) Weight Concern, and 4) Shape Concern. In addition, the 17 th version of EDE can be used to derive DSM-5 eating disorder diagnoses.	ED Structured Interview	Psychometric data for the EDE, 17 th edition is not available with the primary publication. ⁴⁰ However, a review of the EDE and its versions supports the reliability and validity of EDE scores, and indicates that the instrument can distinguish between cases and non-cases. ³	<i>English</i> , Chinese, Croatian, Dutch, Finnish, German, Hebrew, Italian, Malay, Norwegian, Persian, Portuguese, Spanish, Swedish	EDE, 17 th Edition is freely available online at: https://www.credo-oxford.com/pdfs/EDE_17.0D.pdf .
The Eating Disorder Assessment for DSM-5 (EDA-5) ⁴¹	Semi-structured interview focused on the diagnosis of DSM-5 feeding and eating disorders. The EDA-5 was designed to be an efficient diagnostic tool for research and clinical settings, and utilizes a skip-logic that results in different numbers of items being delivered across individual respondents.	ED Structured Interview	EDA-5 derived eating disorder diagnoses demonstrated fair/substantial agreement with diagnoses derived from the longer EDE interview (kappa=.74). The test-retest reliability of diagnoses was excellent/almost perfect (kappa=.87). ⁴¹	<i>English</i> , Norwegian	EDA-5 is freely available to researchers and clinicians at: https://eda5.org/ .
Structured Interview for Anorexic and Bulimic Syndromes (SIAB-EX) ⁴²	87-item semi-structured interview to assess current and lifetime DSM-IV eating disorder symptoms, as well as symptoms of depression, phobias, and obsessive-compulsive symptoms. The SIAB-EX produces a total score as well as 6 subscale scores addressing: 1) Body Image, 2) General Psychopathology, 3) Sexual Problems, 4) Bulimic Symptoms, 5) Compensatory Behaviors, and 6) Atypical Binges.	ED Structured Interview	Interrater reliability (kappa) for SIAB-EX scores ranged from .63 to .85. The SIAB-EX subscales and total score were generally positively correlated with EDE subscale scores, with smaller associations observed between EDE scores and the SIAB-EX subscales indexing Sexual Problems and Atypical Binges. ⁴²	<i>German</i> , English	SIAB-EX may be available upon request from the study's primary author.

Eating Pathology Symptoms Inventory - Clinician Rated Version (EPSI-CRV) ⁶ †	Clinician-administered interview that assesses eating disorder behaviors and cognitions over the past three months, and is able to generate both DSM-5 eating disorder diagnoses and scores across 8 subscales: 1) Body Dissatisfaction, 2) Binge Eating, 3) Cognitive Restraint, 4) Purging, 5) Excessive Exercise, 6) Restricting, 7) Muscle Building, and 8) Negative Attitudes Toward Obesity.	ED Structured Interview	Interrater reliability for EPSI-CRV diagnoses was substantial/excellent ($ICC \geq .87$), and internal consistency was good for most subscales with Cronbach's alpha ranging from .65 to .81. EPSI-CRV diagnoses were positively correlated with diagnoses obtained via the Structured Clinical Interview for DSM-IV-TR Disorders, and EPSI-CRV subscale scores were positively associated with scores from self-report version of the EPSI. ⁶	<i>English</i>	EPSI-CRV is freely available to researchers and clinicians at: https://kuscholarworks.ku.edu/handle/1808/29616 .
Structured Clinical Interview for DSM-5 (SCID-5) ⁴³	Semi-structured interview for making the major DSM-5 diagnoses (e.g., mood disorders, substance use disorders). The SCID-5 Research Version contains a module for assessing diagnostic criteria for the feeding and eating disorders.	ED Structured Interview	There are currently no reliability and validity data available for the SCID-5 eating and feeding disorder diagnoses.	<i>English, Chinese, Greek, Italian, Danish, Dutch, German, Hungarian, Korean, Norwegian, Polish, Portuguese, Romanian, Spanish Turkish</i>	SCID-5 is available for purchase at: https://www.appi.org/products/structured-clinical-interview-for-dsm-5-scid-5
Evaluation semi-structurée des comportements alimentaires (ESSCA) ²⁸ †	Semi-structured interview to address the determinants of food intake including hunger, food craving, problematic eating behaviors, snacking, emotional eating, and eating disorders particularly related to overweight.	ED Structured Interview particularly related to overweight	There are currently no reliability and validity data available for the ESSCA	<i>French</i>	ESSCA is available in French at: https://www.hesge.ch/heds/heds/heds/heds-et-cite/professionnels/essca
<i>ED Symptom Questionnaires</i>					
Eating Disorder Examination – Questionnaire (EDE-Q) ⁹ †	The 6 th edition of the EDE-Q is a 28-item self-report questionnaire, which was adapted from the EDE interview and assesses eating disorder thoughts	ED Symptom Questionnaire (General)	Psychometric data for the EDE-Q, 6 th edition is not available with the primary publication. However, a	<i>English, Chinese, Croatian, Dutch, French, Finnish, German, Hebrew,</i>	EDE-Q is freely available at:

	and behaviors over the past 28 days. The EDE-Q comprises 4 subscales assessing: 1) Dietary Restraint, 2) Eating Concern, 3) Weight Concern, and 4) Shape Concern, which can be averaged to calculate a global scale score. In addition, the EDE-Q can be used to assess the frequency of specific eating disorder behaviors (e.g., binge eating). More recently, briefer (e.g., 7-item, 18-item) versions of the EDE-Q have been published. ⁴⁴		review of the EDE-Q and its versions supports the reliability and validity of EDE-Q scores, and indicates that the instrument can distinguish between cases and non-cases. Some work suggests that the EDE-Q may generate higher scores than the EDE interview for features such as binge eating and Shape Concerns. ³	Italian, Malay, Norwegian, Persian, Portuguese, Spanish, Swedish	oxford.com/pdfs/EDE-Q_6.0.pdf.
Eating Disorder Inventory (EDI) ⁴⁵	Originally, published in 1983, the EDI was developed as a multidimensional self-report measure of the psychological and behavioral symptoms commonly associated with anorexia nervosa and bulimia nervosa. The latest version, the EDI-3, contains 91 items and 12 primary subscales assessing: 1) Drive for Thinness, 2) Bulimia, 3) Body Dissatisfaction, 4) Low Self-Esteem, 5) Personal Alienation, 6) Interpersonal Insecurity, 7) Interpersonal Alienation, 8) Interoceptive Deficits, 9) Emotional Dysregulation, 10) Perfectionism, 11) Asceticism, and 12) Maturity Fears.	ED Symptom Questionnaire (General)	Psychometric data for the EDI-3 are not available with the primary publication. However, EDI-3 subscales have been shown to discriminate between clinical and control groups, with most subscales demonstrating good internal consistency in clinical and non-clinical samples. ⁴⁶	<i>English</i> , Arabic, Chinese, Danish, Dutch, French, German, Italian, Japanese, Korean, Mandarin, Polish Portuguese, Spanish, Swedish	EDI-3 available for purchase at: https://www.parinc.com/Products/Pkey/103 .
Eating Attitudes Test (EAT) ⁴⁷	40-item (EAT-40) and 26-item (EAT-26) self-report questionnaires originally designed to assess symptoms of anorexia nervosa. The original factor analysis suggested 3 factors capturing: 1) Dieting, 2) Bulimia and Food Preoccupation, and 3) Oral Control. However, the measure is commonly used as a unidimensional scale.	ED Symptom Questionnaire (General)	For both versions, Cronbach's alpha for the total score was good at .83 or higher. EAT-26 and EAT-40 total scores were strongly positively correlated, and demonstrated positive correlations with body dissatisfaction and symptoms of related disorders (e.g., depression, anxiety). Clinical	<i>English</i> , Arabic, Chinese, French, German, Greek, Hebrew, Iranian, Italian, Japanese, Korean, Malay, Persian, Polish, Portuguese, Spanish, Zulu	Permission to use the EAT-26 and EAT-40 can be obtained at: https://www.eat-26.com .

			cutoff scores of 30 for the EAT-40 and 20 for the EAT-26 were identified. ⁴⁷		
Eating Pathology Symptoms Inventory (EPSI) ⁴⁸	45-item self-report measure, which contains 8 subscales that assess: 1) Body Dissatisfaction, 2) Binge Eating, 3) Cognitive Restraint, 4) Purging, 5) Excessive Exercise, 6) Restricting, 7) Muscle Building, and 8) Negative Attitudes Toward Obesity	ED Symptom Questionnaire (General)	Internal consistency for the EPSI subscale scores were generally good, and ranged from .66 to .95. Test-retest (r) reliability was also generally good, and ranged from .61 to .85. Subscale scores evidenced good convergent and discriminant validity, and largely demonstrated invariance across sex and weight categories. ⁴⁸	<i>English, Chinese</i>	EPSI items and scoring key available at: https://psych.ku.edu/sites/psych.ku.edu/files/docs/cv/EPSI.pdf .
Eating Disorder Diagnostic Scale (EDDS) ⁴⁹	The original EDDS is a 22-item self-report questionnaire able to generate DSM-IV eating disorder diagnoses and an overall eating disorder symptom composite score. A newer 23-item version of the EDDS for DSM-5 is also available.	ED Symptom Questionnaire (General)	Although psychometric data for the DSM-5 version of the EDDS are not available, Cronbach's alpha for the DSM-IV EDDS symptom composite was .91, and the test-retest reliability (r) was .87. Test-retest reliability (kappa) for the EDDS diagnoses ranged from .71 to .95. Agreement (kappa) between diagnoses obtained via the EDDS and the Structured Clinical Interview for DSM Disorders ranged from .74 to .93. ⁴⁹	<i>English, Cantonese, Chinese, French, Icelandic, Korean, Portuguese, Spanish</i>	EDDS scales and scoring keys are available at: http://www.ori.org/sticemeasures .
Munich ED-Quest ⁵⁰	60-item self-report questionnaire suitable for producing severity ratings and deriving diagnoses of DSM-5 feeding and eating disorders for use in research and clinical practice. In addition to the total score, 3 subscales assess: 1) Preoccupation with Figure and Weight, 2) Bingeing and	ED Symptom Questionnaire (General)	Cronbach's alpha for the Munich ED-Quest total score and subscales was .89 or higher. Test-retest reliability (r) for the total score and subscale scores was .89 or higher. Munich ED-Quest scores among individuals with eating disorders declined from	<i>German, English</i>	Munich ED-Quest items and scoring information are freely available to researchers and clinicians within the online supporting documents from

	Vomiting, and 3) Inappropriate Compensatory Behavior.		treatment to discharge. Clinical (non-eating disorder) and community controls demonstrated lower Munich ED-Quest scores compared to eating disorder patients. The Munich ED-Quest total score was positively correlated with results from eating disorder diagnostic interviews. ⁵⁰		the primary publication.
Multifactorial Assessment of Eating Disorders Symptoms (MAEDS) ⁵¹	56-item self-report measure for the assessment of symptoms central to eating disorders. The MAEDS contains 6 subscales assessing: 1) Depression, 2) Binge Eating, 3) Purgative Behavior, 4) Fear of Fatness, 5) Restrictive Eating, and 6) Avoidance of Forbidden Foods.	ED Symptom Questionnaire (General)	Cronbach's alpha for the MAEDS subscales ranged from .80 to .92. Test-retest reliability (r) for subscale scores ranged from .89 to .99. MAEDS subscale scores were positively associated with established measures of depression and eating pathology. ⁵¹	<i>English</i>	MAEDS items are provided in the primary publication, and MAEDS copies/scoring information can be obtained from the primary author.
Disordered Eating Attitude Scale (DEAS) ⁵²	25-item self-report questionnaire that assesses the individual's eating attitudes (i.e., beliefs, thoughts, feelings, behaviors, and relationship with food). In addition to a total score, the DEAS also produces 5 subscale scores: 1) Relationship with Food, 2) Concern with Food and Weight Gain, 3) Restrictive and Compensatory Behaviors, 4) Feelings Toward Eating, and 5) Idea of Normal Eating.	ED Symptom Questionnaire (General)	Cronbach's alpha for the DEAS subscales ranged from .43 to .88. Subscale scores were positively correlated with established measures of eating pathology. DEAS total scores were significantly higher among individuals with anorexia nervosa and bulimia nervosa, compared to those without an eating disorder. ⁵²	<i>Portuguese, English, Japanese, Spanish</i>	DEAS items and scoring information are provided in the primary publication.
Clinical and Research Inventory for Eating Disorders (CR-EAT) ⁵³	63-item self-report measure specifically designed for the online or computerized assessment of eating disorders. The CR-EAT produces a total score, as well as 11 subscale scores: 1) Weight Preoccupation, 2) Mood Dysregulation, 3) Affect-regulatory Eating, 4) Self-Esteem, 5) Concerns about Negative Evaluation,	ED Symptom Questionnaire (General)	Cronbach's alpha was .95 for the CR-EAT total score, and ranged from .62 to .93 for the subscales. Test-retest reliability (ICC) was .97 for the total score, and ranged from .83 to .96 for the subscales. CR-EAT scores were positively correlated with	<i>German, Czech English, French, Hungarian, Portuguese, Romanian, Spanish,</i>	CR-EAT is freely available for research purposes from the primary author.

	6) Body Embarrassment, 7) Restrained Eating Behavior, 8) Societal Expectations of Weight and Shape, 9) Perfectionism: Familial Expectations, 10) Harmful Weight Regulation, 11) Personal Expectations.		traditional measures of eating pathology, and discriminated between clinical and non-clinical samples. ⁵³		
Eating Disorder Questionnaire-Online (EDQ-O) ⁵⁴	26-item computer-based self-report measure that was designed to assign DSM-IV-TR eating disorder diagnoses using a computerized algorithm.	ED Symptom Questionnaire (General)	Agreement between EDQ-O derived diagnoses and diagnoses derived from a traditional eating disorder interview ranged from 79% for eating disorder not otherwise specified to 93% for anorexia nervosa. ⁵⁴	<i>English</i>	EDQ-O items are provided in the primary publication.
Interactive, Graphical Assessment Tool (IGAT) ⁵⁵ †	Computer-based, self-report measure that assesses the frequency of disordered-eating behaviors (e.g., binge eating, purging), body weight, and stress at the weekly level for the past 12 weeks. The IGAT provides interviewers and respondents with a calendar to help identify key reference dates, and graphically displays symptom levels across the previous 3 months.	ED Symptom Questionnaire (General)	Data supported the test-retest reliability of IGAT scores. IGAT frequency data were correlated with traditional eating disorder measures assessing a shorter timeframe. ⁵⁵	<i>English</i>	A demo version of the IGAT is available at: https://undeatingbehaviors.wixsite.com/uwyoeatingbehaviors/interactive-graphical-assessment-tool .
Questionnaire of Eating and Weight Patterns–5 (QEWP-5) ⁵⁶	Brief self-report screening questionnaire designed to assess diagnostic criteria for DSM-5 binge-eating disorder. Earlier versions of the measure (i.e., QEWP, QEWP-Revised) assessed both diagnostic criteria for binge-eating disorder using prior DSM criteria, as well as related phenomena (e.g., temporality of binge eating and dieting).	ED Symptom Questionnaire (Binge-Eating Disorder)	Reliability and validity data were not available in the original QEWP-5 publication. ⁵⁶	<i>English, French, Italian, Portuguese, Spanish</i>	QEWP-5 is available as supplementary material with the primary publication, and available at: https://www.ncbi.nlm.nih.gov/pmc/articles/PMC4374019/ .
Bulimic Investigatory Test,	33-item self-report questionnaire that assesses symptoms of DSM-III	ED Symptom Questionnaire	Cronbach's alpha for the subscales ranged from .62 to	<i>English, Arabic, French, Italian</i>	BITE is provided as an appendix in

Edinburgh (BITE) ⁵⁷	bulimia nervosa (e.g., binge eating, purging). Two subscales assess: 1) Symptoms and 2) Severity.	(Bulimic Behaviors)	.96. BITE scores significantly declined across treatment, and distinguished individuals with binge eating from those without binge eating. ⁵⁷	Portuguese, Spanish, Thai	the primary publication.
Bulimia Test-Revised (BULIT-R) ⁵⁸	28-item self-report questionnaire designed to assess the behavioral, cognitive, and physiological aspects of DSM-III-TR bulimia nervosa.	ED Symptom Questionnaire (Bulimic Symptoms)	Test-retest reliability (r) for BULIT-R total scores was .95. BULIT-R scores were related to bulimia nervosa diagnostic status. ⁵⁸	<i>English</i> , French, Icelandic, Korean, Portuguese, Spanish	BULIT-R is available from the primary study's first author.
Binge Eating Scale (BES) ⁵⁹	16-item unidimensional self-report questionnaire assessing binge-eating severity as indexed by the behavioral manifestations (e.g., overeating) and the emotional/cognitive manifestations (e.g., guilt, fear of being unable to stop eating) of binge eating.	ED Symptom Questionnaire (Binge Eating)	BES scores differentiated individuals with no, moderate, and severe levels of binge eating. BES scores were positively associated with a tendency to pursue unrealistically strict diets and feelings of low self-efficacy in maintaining those diets. ⁵⁹	<i>English</i> , Arabic, French, Indonesian, Malay, Portuguese, Spanish	BES is provided as an appendix in the primary publication.
Eating Loss of Control Scale (ELOCS) ⁶⁰	18-item single-factor measure that assesses self-reported frequency and severity of eating episodes characterized by loss of control feelings, cognitions, and behaviors over a period of 4 weeks.	ED Symptom Questionnaire (Loss of Control Eating)	Cronbach's alpha for the ELOCS was .90. Higher ELOCS scores were associated with greater eating pathology, emotion dysregulation, and depression, as well as lower self-control. ⁶⁰	<i>English</i>	ELOCS is provided as an appendix in the primary publication.
Loss of Control Over Eating Scale (LOCES) ⁶¹	24-item self-report questionnaire that assesses aspects of loss of control eating with clinical relevance. In addition to the overall scale score, the LOCES contains 3 empirically-derived subscales assessing: 1) Behavioral Aspects, 2) Cognitive/Dissociative Aspects, and 3) Positive/Euphoric Aspects.	ED Symptom Questionnaire (Loss of Control Eating)	Cronbach's alpha for the overall LOCES was .96, and test-retest reliability was $r = .86$. LOCES scores were positively correlated with measures of overall eating pathology, clinical impairment and psychological distress. ⁶¹	<i>English</i> , Chinese, Farsi, German, Portuguese, Spanish	LOCES is provided as an appendix in the primary publication.
Night Eating Questionnaire (NEQ) ⁶²	14-item self-report questionnaire used to assess the behavioral and psychological symptoms of night eating syndrome. The NEQ comprises 4 subscales capturing: 1) Nocturnal	ED Symptom Questionnaire (Night Eating Syndrome)	Cronbach's alpha for the NEQ total score was .70, and ranged from .30 to .94 across the subscales. The NEQ total score was positively correlated	<i>English</i> , Arabic, Chinese, German, Hebrew, Italian, Korean,	NEQ is provided as an appendix in the primary publication.

	Ingestions, 2) Evening Hyperphagia, 3) Morning Anorexia, and 4) Mood/Sleep.		with the percentage of daily calories consumed after dinner, and measures of eating pathology, sleep quality, depression, and perceived stress. ⁶²	Portuguese, Spanish	
Eating Disorder Belief Questionnaire (EDBQ) ⁶³	32-item self-report questionnaire, which assesses the core beliefs and underlying assumptions associated with eating disorders. The EDBQ comprises 4 subscales capturing: 1) Negative Self-Beliefs, 2) Weight and Shape as a Means to Acceptance by Others, 3) Weight and Shape as a Means to Self-Acceptance, and 4) Control Over Eating.	ED Symptom Questionnaire (Cognitions)	Cronbach's alpha for the EDBQ subscales was .86 or higher. Higher EDBQ subscale scores were associated with increased eating pathology, body dissatisfaction, and depression, but negatively associated with self-esteem. Individuals with bulimia nervosa or anorexia nervosa demonstrated higher EDBQ scores compared with healthy controls. ⁶³	<i>English, Persian</i>	EDBQ items are available within the primary publication.
SCOFF ⁶⁴	5-item self-report screening tool for DSM-IV anorexia nervosa or bulimia nervosa.	ED Symptom Questionnaire (Screening)	Positive endorsement of two or more items provided 100% sensitivity for identifying individuals with a diagnosis of bulimia nervosa or anorexia nervosa. ⁶⁴	<i>English, Arabic, Chinese, Danish, Finnish, French, German, Italian, Malay, Portuguese, Spanish, Swedish</i>	SCOFF items and scoring are freely available within the primary publication and at: https://www.psychtools.info/scoff/
ED-15 ¹⁸	15-item self-report questionnaire designed to capture session-by-session treatment progress by assessing eating psychopathology levels over the preceding week. In addition to a total scale score, 2 subscales (10 items) assess 1) Weight and Shape Concerns, and 2) Eating Concerns. An additional 5 items assess the frequency of specific eating disordered behaviors.	ED Symptom Questionnaire (Monitoring)	Split-half reliability for the ED-15 total and subscale scores (Spearman-Brown coefficients) ranged from .70 to .93, and test-retest reliability (Pearson correlation coefficients) ranged from .85 to .93. ED-15 scores were positively correlated with established measures of eating pathology, depression, and anxiety. Among individuals	<i>English, Portuguese</i>	ED-15 items and scoring key are available within the primary publication.

			receiving treatment for an eating disorder, ED-15 scores declined over time. ¹⁸		
Change in Eating Disorder Symptoms (CHEDS) ⁶⁵	35-item self-report measure designed to assess session-by-session change in eating disorder symptoms across treatment. In addition to a total score, the CHEDS produces 7 subscale scores assessing: 1) Body Preoccupation, 2) Body Dissatisfaction, 3) Body Checking, 4) Binge Eating, 5) Restrictive Eating, 6) Food Preoccupation, and 7) Vomiting.	ED Symptom Questionnaire (Monitoring)	Cronbach's alpha for the overall CHEDS scale was .96, and ranged from .73 to .93 for the subscales. CHEDS scores were significantly correlated with traditional measures of body image, eating pathology, and body checking. CHEDS scores were able to discriminate between individuals with and without eating disorders, with a CHEDS total score of 60 providing the best cutoff. ⁶⁵	<i>English</i>	CHEDS items are provided in the primary publication.
Short Evaluation of Eating Disorders (SEED) ⁶⁶	6-item self-report measure developed to facilitate monitoring of key eating disorder symptoms. The SEED allows for the calculation of 2 severity indices: 1) Anorexia Nervosa Total Severity Index, 2) Bulimia Nervosa Total Severity Index.	ED Symptom Questionnaire (Monitoring)	SEED scores were positively associated with established measures of eating pathology, and demonstrated change across treatment. ⁶⁶	<i>German, Czech, English, French, Hungarian, Portuguese</i>	SEED is provided as a figure in the primary publication.
Anorexia Nervosa Stages of Change Questionnaire (ANSOCQ) ⁶⁷	20-item unidimensional self-report measure developed to assess patients' readiness to recover from anorexia nervosa based on the stages of change model. Total scores can be used to categorize respondents into 5 possible stages of change: Precontemplation, Contemplation, Preparation, Action, and Maintenance.	ED Symptom Questionnaire (Readiness for Recovery)	ANSOCQ total scores reflecting greater readiness to recover from anorexia were associated with less favorable beliefs about anorexia and greater self-efficacy regarding recovery. ⁶⁷	<i>English, German, Spanish</i>	ANSOCQ provided as an appendix in the primary publication.
Eating Disorders Recovery Endorsement Questionnaire (EDREQ) ^{68 †}	28-item self-report questionnaire containing 4 factors that assess: 1) Lack of Symptomatic Behavior, 2) Acceptancy of Self and Body, 3) Social and Emotional Connection, and 4) Physical Health.	ED Symptom Questionnaire (Recovery)	Participants (individuals reporting a lifetime eating disorder diagnosis, family members, and clinicians) rated the importance of individual components of recovery, and these ratings were used to	<i>English</i>	EDREQ items are provided in the primary publication.

			derive the factor structure of the EDREQ. Reliability data for the EDREQ scores were not provided in the primary publication, however, EDREQ subscale importance ratings were not related to levels of eating pathology. ⁶⁸		
Clinical Impairment Scale (CIA) ⁶⁹	16-item unidimensional self-report scale designed to assess the impact of eating disorder symptoms on one's personal, cognitive, and social functioning.	ED Symptom Questionnaire (Impairment)	Cronbach's alpha for the CIA was .97 and test-retest reliability (ICC) was .86. CIA scores were positively correlated with scores on an established measure of eating pathology and clinician impairment ratings. A CIA cutoff score of 16 discriminated between individuals with and without an eating disorder. ⁶⁹	<i>English, Farsi, Italian, Japanese, Norwegian, Persian, Portuguese, Spanish, Swedish</i>	CIA items are provided in the primary publication, with the formatted scale and scoring information freely available at: https://www.credo-oxford.com/7.2.html .
Eating Disorder Quality of Life Scale (EDQLS) ⁷⁰	40-item self-report questionnaire designed to measure 12 domains of disordered eating-related quality of life: 1) Cognitive, 2) Educational/Vocational, 3) Family and Close Relationships, 4) Relationships with Others, 5) Future Outlook, 6) Appearance, 7) Leisure, 8) Psychological, 9) Emotional, 10) Values and Beliefs, 11) Physical, and 12) Eating. The EDQLS also produces a total scale score.	ED Symptom Questionnaire (Quality of Life)	Cronbach's alpha for the total EDQLS score was .96, and ranged from .36 to .79 across the subscales. The EDQLS total score was positively associated with established measures of quality of life. ⁷⁰	<i>English, Danish, French, German, Japanese, Spanish</i>	EDQLS items are provided in the primary publication.
Health Related Quality of Life in Eating Disorder (HeRQoLED) ⁷¹	55-item self-report questionnaire developed to measure health-related quality of life for individuals with an eating disorder. Eight subscales capture: 1) Symptoms, 2) Restrictive Behaviors, 3) Body Image, 4) Mental Health, 5) Emotional Role, 6) Physical	ED Symptom Questionnaire (Quality of Life)	Cronbach's alpha for each of the subscales was .78 or higher, with test-retest reliability (ICC) values exceeding .86. HeRQoLED scores were positively associated with established	<i>English, Spanish</i>	HeRQoLED is available upon request from the primary author.

	Role, 7) Personality Traits, and 8) Social Relations.		measures of general quality of life and eating pathology. ⁷¹		
Eating Disorder Quality of Life (EDQOL) ⁷²	25-item self-report questionnaire designed to measure quality of life among individuals with eating disorders. In addition to an overall score, the EDQOL contains 4 subscales capturing: 1) Psychological, 2) Physical/Cognitive, 3), Financial, and 4) Work/School.	ED Symptom Questionnaire (Quality of Life)	Cronbach's alpha for the EDQOL overall score was .94, and subscale alphas ranged from .84 to .95. Test-retest correlations ranged from .14 to .97. EDQOL subscales were correlated with general measures of quality of life and negative emotionality. The EDQOL also differentiated individuals with an eating disorder from those without an eating disorder. ^{72,73}	<i>English</i> , Chinese, French, German, Hebrew, Japanese, Portuguese, Spanish, Swedish	EDQOL is available upon request from the primary author.
Quality of Life for Eating Disorders (QOL-ED) ⁷³	20-item self-report questionnaire developed to assess quality of life in the context of an eating disorder. The QOL-ED produces a global score, as well as 6 subscales related to: 1) Body Weight, 2) Eating Behavior, 3) Eating Disorder, 4) Psychological, 5) Daily Living, 6) Acute Medical Status.	ED Symptom Questionnaire (Quality of Life)	Cronbach's alpha was .93 for the QOL-ED global score and ranged from .58 and .89 for the subscales. Scores on the QOL-ED Psychological subscale and Eating Behavior subscale were most strongly correlated with measures of eating pathology. QOL-ED scores among hospitalized patients with eating disorders significantly decreased from admission to discharge. ⁷³	<i>English</i> , Hindi, Spanish	QOL-ED may be available upon request from the study's primary author.
Commonly Associated Features					
Multidimensional Body–Self Relations Questionnaire (MBSRQ) ⁷⁴	69-item self-report inventory for the assessment of attitudinal dispositions towards the physical self. The MBSRQ contains 10 subscales that assess: 1) Appearance Evaluation, 2) Appearance Orientation, 3) Fitness Evaluation, 4) Fitness Orientation, 5) Health Evaluation, 6) Health Orientation, 7) Illness Orientation, 8) Overweight	Associated Features (Body Image)	Initial analyses indicated a similar factor structure for the MBSRQ across male and female samples. Cronbach's alpha for the subscales ranged from .75 to .91, and subscales were significantly intercorrelated. ⁷⁴	<i>English</i> , German, Malay, Persian, Portuguese, Spanish	MBSRQ is available for purchase at: http://www.body-images.com/assessments/ .

	Preoccupation, 9) Self-Classified Weight, and 10) the Body Areas Satisfaction Scale.				
Body Shape Questionnaire (BSQ) ⁷⁵	34-item unidimensional self-report scale developed to assess the role of body shape concerns among individuals with anorexia nervosa and bulimia nervosa.	Associated Features (Body Image)	BSQ scores were higher among eating disorder patients compared to individuals from a community sample. BSQ scores were positively associated with measures of eating pathology. ⁷⁵	<i>English, French, Persian, Portuguese, Spanish</i>	BSQ3 is provided as an appendix in the primary publication.
Dietary Rules Inventory (DRI) ³² †	28-item self-report questionnaire designed to assess how frequently the respondent has engaged in rule-based eating behavior during the past 28 days. In addition to a global score, 4 subscales assess rules related to: 1) What to Eat, 2) Social Eating, 3) When and How Much to Eat, and 4) Caloric Level.	Associated Features (Dietary Rules)	Cronbach's alpha for the global score was .96; alphas for the four subscales ranged from .86 to .92. Test-retest reliability (r) for the global score was .88, and ranged from .72 to .90 for the subscales. DRI global and subscale scores were strongly correlated with measures of eating pathology. ³²	<i>Italian, English</i>	DRI is available as supplemental file with the primary publication.
Emotional Eating Scale (EES) ⁷⁶	25-item self-report questionnaire assessing the degree to which affective states precipitate a desire to eat. In addition to the total score, the EES contains 3 subscales that capture the relationship between eating urges and 1) Anger/Frustration, 2) Anxiety, and 3) Depression.	Associated Features (Emotional Eating)	Internal consistency for the EES total and subscale scores was .72 or higher. EES subscale scores were positively correlated with measures of binge eating, and changes in EES subscale scores were related to changes in binge eating across treatment. ⁷⁶	<i>English, Arabic, Portuguese, Turkish</i>	EES is provided as an appendix in the primary publication.
Emotional Appetite Questionnaire (EMAQ) ⁷⁷	22-item self-report questionnaire designed to assess an individual's tendency to eat in response to both positive and negative emotions and situations. The EMAQ contains 4 subscales capturing eating in response to: 1) Positive Emotion, 2) Positive Situation, 3) Negative Emotion, 4) Negative Situation.	Associated Features (Emotional Eating)	Cronbach's alpha for the EMAQ subscales ranged from .66 to .87. Eating in response to negative emotions and situations was positively associated with body mass index and measures of emotional eating. ⁷⁷	<i>English, French, Portuguese</i>	EMAQ is provided as an appendix in the primary publication.

Exercise and Eating Disorders (EED) ⁷⁸	22-item self-report questionnaire designed to assess cognitions related to physical activity among individuals with eating disorders. The EED comprises a sum score and 3 thematically-derived subscales indexing: 1) Intentions to Exercise, 2) Consequences of Not Exercising, and 3) Bodily Sensations.	Associated Features (Exercise)	Cronbach's alpha for the sum score was .92, with alphas ranging from .66 to .93 for the subscales. EED sum and subscale scores were positively correlated with measures of body image disturbance. Mean EED scores were higher among eating disorder patients than controls. ⁷⁸	<i>Norwegian, Czech English, French, German, Spanish, Swedish</i>	EED is provided as a figure in the primary publication.
The Compulsive Exercise Test (CET) ⁷⁹	24-item self-report questionnaire designed to assess exercise within an eating disorder context. In addition to a total score, the CET is composed to 5 empirically-derived factors capturing: 1) Avoidance and Rule-Driven Behavior, 2) Weight Control Exercise, 3) Mood Improvement, 4) Lack of Exercise Enjoyment, and 5) Exercise Rigidity.	Associated Features (Exercise)	Cronbach's alpha for the CET sum score was .85, and subscale alphas ranged from .73 to .88. CET scores were significantly correlated with established measures of pathological exercise. The CET total and Weight Control Exercise subscale were positively correlated with measures of eating pathology, and demonstrated incremental validity in predicting eating pathology over and above existing measures of pathological exercise. ⁷⁹	<i>English, French, Spanish</i>	CET items are provided in the primary publication.
Drive for Muscularity Scale (DMS) ⁸⁰	15-item self-report questionnaire developed to assess the desire for and engagement in behaviors intended to achieve a muscular physique. In addition to a full-scale score, the DMS contains 2 subscales: 1) Muscularity Attitudes and 2) Muscularity Behaviors.	Associated Features (Drive for Muscularity)	Assessment of the DMS factor structure in men and women indicated that the DMS full scale and subscales can be used among male samples, while only the DMS full scale score should be used among females. Cronbach's alphas were .81 or higher in male and female samples. ⁸⁰	<i>English, French, Japanese, Portuguese, Romanian, Spanish, Turkish</i>	DMS items are provided in the primary publication, with the full scale and scoring information provided at the following website: http://spartan.ac.brocku.ca/~dmccreary/muscularity.html

Muscle Dysmorphic Disorder Inventory (MDDI) ⁸¹	13- item self-report questionnaire that assesses symptoms associated with muscle dysmorphia. In addition to an overall sum score, the MDDI contains 3 subscales: 1) Drive for Size, 2) Appearance Intolerance, and 3) Functional Impairment.	Associated Features (Drive for Muscularity)	Cronbach's alpha for the MDDI sum and subscale scores ranged from .77 to .85, and test-retest reliability (r) was .81 or higher. MDDI scores were positively associated with measures of eating pathology, body image, supplement use, time spent exercising, and obsessive-compulsive symptoms. ⁸¹	<i>English, German, Italian, Portuguese, Spanish, Turkish</i>	MDDI items are provided in the primary publication.
Eating Disorder Flexibility Index (EDFLIX) ^{33 †}	36-item self-report questionnaire assessing general and eating disorder-specific cognitive flexibility. In addition to the total score, 3 subscales index: 1) General Flexibility, 2) Food and Exercise Flexibility, and 3) Body Shape and Weight Flexibility.	Associated Features (Cognitive Flexibility)	Cronbach's alpha for the total score was .91, and ranged from .76 to .91 for the three subscales. EDFLIX total and subscale scores were positively correlated with measures of eating pathology and executive function. A cutoff score of 136 differentiated individuals with eating disorders from healthy controls. ³³	<i>Norwegian, English</i>	EDFLIX items and scoring information is available as a supplemental file at: https://www.frontiersin.org/articles/10.3389/fpsyg.2019.00663/full .
Food Acceptance and Awareness Questionnaire (FAAQ) ⁸²	10-item self-report instrument that captures an individual's acceptance of urges and cravings to eat, or the extent to which they might try to control or change those thoughts. The FAAQ produces a total score, as well as 2 subscale scores: 1) Acceptance, and 2) Willingness.	Associated Features (Food Acceptance)	Cronbach's alpha for the FAAQ total score in a community sample was .68, and was .84 for both subscales. Test-retest reliability (ICC) for the total score was .72, and ranged from .74 to .79 for the subscales. FAAQ scores among overweight individuals increased after participation in an acceptance-based behavioral weight loss program. ⁸²	<i>English, Portuguese, Spanish</i>	FAAQ items are provided in the primary publication.
Three Factor Eating	51-item self-report multidimensional measure of human eating behavior, which is made up of 3 subscales	Associated Features	Cronbach's alpha for the subscales were good at .85 or higher. All subscales were	<i>English, Hungarian, Malay, Mandarin Chinese,</i>	TFEQ items and scoring key are available within the

Questionnaire (TFEQ) ⁸³	assessing: 1) Cognitive Restraint of Eating, 2) Hunger, and 3) Disinhibition.	(Eating Behavior)	positively correlated with body weight. ⁸³	Persian, Portuguese, Romanian, Spanish, Swedish, Thai	primary publication.
Yale Food Addiction Scale 2.0 (YFAS 2.0) ^{7 †}	35-item self-report questionnaire assessing the construct of food addiction using diagnostic criteria adapted from the DSM-5 substance use disorders (e.g., tolerance, withdrawal, loss of control). The YFAS produces both a diagnostic output (i.e., food addiction present or absent) and a symptom count.	Associated Features (Food Addiction)	Kuder-Richardson alpha for the YFAS symptom count was .92. YFAS symptom count and diagnostic status were positively associated with binge eating frequency, weight cycling, and body mass index. ⁷	<i>English</i> , French, Malay, Turkish, Arabic, Hungarian, Korean, Japanese, Portuguese, German, Chinese, Italian	YFAS is available at: https://fastlab.psych.lsa.umich.edu/yale-food-addiction-scale/ .
Eating Habits Questionnaire (EHQ) ⁸⁴	21-item self-report questionnaire developed to assess the cognitions, behaviors, and feelings related to an extreme focus on health eating, which has sometimes been termed “orthorexia.” The EHQ comprises 3 subscales assessing: 1) Knowledge of Healthy Eating, 2) Problems Associated with Healthy Eating, and 3) Feeling Positively about Healthy Eating.	Associated Features (Orthorexia)	Cronbach’s alpha for the subscales ranged from .82 to .90, and test-retest reliability (r) ranged from .72 to .81. EHQ subscales were positively correlated with measures of eating pathology, obsessive-compulsive pathology, and depressed mood. ⁸⁴	<i>English</i> , German	EHQ items are provided in the primary publication.
Düsseldorf Orthorexia Scale (DOS) ⁸⁵	10-item self-report questionnaire assessing the fixation on a health-conscious way of eating, which has been termed “orthorexia.”	Associated Features (Orthorexia)	Cronbach’s alpha for the DOS was .84, with test-retest reliability (r) ranging from .67 to .79 across three timepoints. The DOS total score was positively correlated with measures of healthy food consumption and established measures of orthorexia. ⁸⁵	<i>German</i> , Arabic, Chinese, English, Polish, Portuguese, Spanish	DOS is available upon request from the primary study authors.
Sociocultural Influences on Fear of Fat Scale (SI-FAT) ^{34 †}	16-item self-report scale assessing the degree to which an individual experiences pressure to avoid becoming fat. The SI-FAT includes 4 parallel subscales assessing sociocultural influences from 4	Associated Features (Social Influence)	Cronbach’s alpha for the SI-FAT subscales was .80 or higher, and test-retest reliability (r) was .61 or higher. SI-FAT subscales were positively correlated with anti-	<i>English</i> , Portuguese	SI-FAT items are provided in the primary publication.

	different sources: 1) Family Influences, 2) Peer Influences, 3) Partner Influences, and 4) Media Influences.		fat attitudes and experiences of teasing. ³⁴		
Sociocultural Attitudes Towards Appearance Questionnaire-4 (SATAQ-4) ⁸⁶	22-item self-report questionnaire designed to measure appearance-related pressures and appearance ideal internalization. The SATAQ-4 comprises 5 subscales assessing: 1) Family Appearance Pressures, 2) Peer Appearance Pressures, 3) Media Appearance Pressures, 4) Thin Ideal Internalization, and 5) Muscular Ideal Internalization.	Associated Features (Appearance Pressures, Internalization)	Cronbach's alpha for the SATAQ-4 subscales was $\geq .75$. Subscale scores were positively correlated with measures of eating pathology, and negatively correlated with measures of appearance satisfaction and self-esteem. ⁸⁶	<i>English</i> , Farsi, French, Italian, Japanese, Lithuanian, Spanish	SATAQ-4 items are provided in the primary publication.
Physical Appearance Comparison Scale-3 (PACS-3) ^{35 †}	27-item scale assessing the frequency, direction (upward versus downward), and emotional impact of appearance comparisons to peers and media figures. The PACS-3 comprises 9 subscales: 1) Proximal: Frequency, 2) Proximal: Direction, 3) Proximal: Effect, 4) Distal: Frequency, 5) Distal: Direction, 6) Distal: Effect, 7) Muscular: Frequency, 8) Muscular: Direction, 9) Muscular: Effect.	Associated Features (Appearance Comparison)	Cronbach's alpha for the PACS-3 subscales was $\geq .76$. PACS-3 subscale scores were positively correlated with measures of eating pathology, and negatively correlated with measures of appearance satisfaction and self-esteem. ³⁵	<i>English</i>	PACS-3 items are provided in the primary publication.
Difficulties in Emotion Regulation (DERS) ⁸⁷	36-item self-report questionnaire designed to assess multiple aspects of emotional dysregulation. The DERS produces an overall score, as well as 6 subscale scores: 1) Nonacceptance, 2) Goals, 3) Impulse, 4) Awareness, 5) Strategies, and 6) Clarity.	Associated Features (Emotion Regulation)	Cronbach's alpha for the overall DERS score was .93, and ranged from .80 to .89 among the subscales. Test-retest reliability (r) of DERS scores was .57 or higher. DERS scores were associated with scores on measures of emotion regulation, experiential avoidance, and emotional expressivity. ⁸⁷	<i>English</i> , Albanian, Chinese, Finnish, German, Hindi, Italian, Persian, Portuguese, Spanish	DERS items are provided in the primary publication
UPPS-P Impulsive Behavior Scale (UPPS-P) ^{88,89}	The original UPPS-P is a 59-item self-report questionnaire designed to assess 5 different facets of impulsivity: 1) Negative Urgency, 2) Lack of	Associated Features (Impulsivity)	Cronbach's alpha for the 5 subscales of the UPPS short form ranged from .74 to .85. Corresponding UPPS-P and	<i>English</i> , Arabic, Brazilian, Dutch, Farsi, French, German, Italian,	The UPPS and SUPPS-P are available at: http://www.impulsi

	Premeditation, 3) Lack of Perseverance, 4) Sensation Seeking, and 5) Positive Urgency. The short form (SUPPS-P) is a 24-item questionnaire, which seeks to assess the same 5 subscales in a briefer format.		SUPPS-P subscales were strongly correlated with one another ($r \geq .63$). SUPPS-P subscales were significantly associated with risky or problematic behaviors (e.g., pathological gambling, problematic drinking, self-harm behaviors, risky sexual behaviors, binge eating). ⁸⁹	Korean, Polish, Spanish, Portuguese	vity.org/measurement/UPPS_P.
Hewitt Multidimensional Perfectionism Scale (HMPS) ⁹⁰	45-item self-report questionnaire assessing the personal and social components of perfectionism. The HMPS contains 3 subscales: 1) Self-Oriented Perfectionism, 2) Other-Oriented Perfectionism, and 3) Socially Prescribed Perfectionism.	Associated Features (Perfectionism)	Cronbach's alpha for the HMPS subscales ranged from .82 to .87. HMPS scores demonstrated significant associations with measures of psychopathology, personality, and performance standards. ⁹⁰	English, Italian	HMPS is available for purchase at: https://hewittlab.psych.ubc.ca/measures-3/multidimensional-perfectionism-scale-2/ .
Frost Multidimensional Perfectionism Scale (FMPS) ^{19,20} †	The original FMPS is a 35-item self-report scale, which provides an overall score, as well as subscale scores assessing 6 dimensions of perfectionism: 1) Concern over Mistakes, 2) Personal Standards, 3) Parental Expectations, 4) Parental Criticism, 5) Doubts about Actions, and 6) Organization. The FMPS-Brief version consists of 8 items that assess 2 domains of perfectionism: 1) Striving and 2) Evaluative Concerns.	Associated Features (Perfectionism)	Cronbach's alpha for the FMPS subscales ranged from .77 to .93. FMPS scores were correlated with scores on established measures of perfectionism and psychopathology. ¹⁹ FMPS-Brief subscales demonstrated good internal consistency (alphas $\geq .81$). Evaluative Concerns demonstrated the strongest associations with measures of psychopathology. ²⁰	English, Chinese, Polish, Spanish	FMPS and FMPS-Brief items are provided in the primary publications.
ED Assessment in Specific Populations					
Eating Disorders Screen for Athletes (EDSA) ²¹ †	6-item, single-factor self-report eating disorder screening tool for male and female athletes.	Populations (Athletes)	Cronbach's alpha was .80 in male and .86 in female athletes. A cutoff score of 3.33 differentiated individuals with and without clinical levels of	English	EDSA is provided as an appendix in the primary publication.

			eating pathology. Measurement invariance was established for gender, level of competition, and sport type. ²¹		
Disordered Eating Screen for Athletes (DESA-6) ^{22 †}	6-item, single-factor self-report measure designed to screen for eating pathology among male and female athletes.	Populations (Athletes)	Test-retest reliability (r) was .83. DESA-6 scores were positively correlated with measures of eating pathology. ²²	<i>English, Japanese</i>	DESA-6 is provided as a supplemental file with the primary publication.
Eating Disorder Examination - Bariatric Surgery Version (EDE-BSV) ⁹¹	Adaptation of the EDE interview, which is specifically designed for use with bariatric surgery patients. The EDE-BSV allows for a structured analysis of eating behavior, taking into account the altered gastrointestinal tract of post-bariatric patients. Similar to the EDE, the EDE-BSV allows for the calculation of 4 subscale scores assessing: 1) Restraint, 2) Eating Concern, 3) Weight Concern, and 4) Shape Concern.	Populations (Bariatric)	According to the EDE-BSV, post-surgical bariatric patients reported no objective binge episodes, but 25% of the sample reported loss of control eating. Post-surgical loss of control eating assessed via the EDE-BSV was associated with more pathological scores on traditional measures of eating pathology and general psychopathology after surgery. ⁹¹	English	EDE-BSV is available from the primary author, and at: https://www.phenx toolkit.org/protocol s/view/230103 .
Repetitive Eating Questionnaire (RepEAT-Q) ^{25 †}	12-item self-report questionnaire designed to assess the frequency of grazing behaviors and attitudes within eating disorder, non-clinical, and bariatric populations. In addition to the total score, 2 subscales index: 1) Repetitive Eating and 2) Compulsive Grazing.	Populations (Bariatric)	Cronbach's alpha for the total score and subscales was $\geq .85$ in non-clinical and bariatric samples. Test-retest reliability (r) was .82. RepEAT-Q scores were 1) positively correlated with eating pathology in both groups, 2) positively correlated with body mass index in the non-clinical sample, and 3) negatively correlated with percent weight loss in the post-surgical bariatric sample. A cutoff total score of 1.25 differentiated bariatric patients with and without grazing. ²⁵	<i>Portuguese, English, Norwegian</i>	RepEAT-Q items are provided in the primary publication, and available upon request from the primary author.

Short Inventory of Grazing (SIG) ³⁶ †	2-item self-report questionnaire assessing the frequency of grazing behavior over the past three months, as well as the frequency of experiencing loss of control during grazing episodes during the past three months. Categories indicating the severity of grazing (mild, moderate, severe) can be applied.	Populations (Bariatric)	Cronbach's alpha for the SIG was .72. SIG scores were positively correlated with measures of established measures of eating pathology and grazing behavior, and scores were significantly higher among individuals identified as having an eating disorder. ³⁶	<i>English</i>	SIG is provided as an Additional File in the primary publication.
Dutch Eating Behavior Questionnaire (DEBQ) ⁹²	33-item self-report questionnaire developed to assess distinct eating behaviors with theorized relevance to obesity. The DEBQ contains 3 subscales assessing: 1) Emotional Eating, 2) External Eating, and 3) Restrained Eating.	Populations (Obesity)	Cronbach's alpha for the DEBQ subscales ranged from .80 to .95. Subscales were positively intercorrelated with one another. ⁹²	<i>Dutch</i> , Chinese, English, French, German, Italian, Japanese, Malay, Maltese, Spanish, Turkish	DEBQ items are provided in the primary publication.
Eating Disorders in Obesity (EDO) ⁹³	11-item self-report measure developed to assess binge eating and DSM-IV criteria for eating disorders (i.e., bulimia nervosa and binge-eating disorder) among individuals seeking weight-loss treatment.	Populations (Obesity)	Test-retest reliability (kappa) for EDO assessments of both eating disorder presence and binge eating was .65. Agreement (kappa) between the EDO and an establish measure of eating pathology was .67 for assessing the presence of an eating disorder, and .63 for assessing binge eating. ⁹³	<i>Swedish</i> , English	EDO is provided as an appendix in the primary publication.
Diabetes Eating Problem Survey-Revised (DEPS-R) ⁹⁴	14-item self-report measure of disordered eating among individuals with type I diabetes.	Populations (Diabetes)	Cronbach's alpha for the DEPS-R was .86. DEPS-R scores were positively correlated with zBMI, diabetes-specific family conflict, negative affect around blood glucose monitoring, and parental burden. DEPS-R scores were negatively correlated with frequency of blood glucose	<i>English</i> , Chinese, German, Greek, Italian, Turkish	DEPS-R items are provided in the primary publication.

			monitoring and quality of life. ⁹⁴		
Eating Disorder Assessment for Men (EDAM) ⁹⁵	50-item self-report questionnaire designed to assess eating pathology among males. In addition to the total score, the EDAM is comprised of 4 subscales indexing: 1) Binge Eating, 2) Muscle Dysmorphia, 3) Body Dissatisfaction, and 4) Disordered Eating.	Populations (Males)	Cronbach's alpha for the total score was .91. The total score correctly predicted eating disorder status (i.e., current eating disorder versus healthy control) for 82.1% of the sample. ⁹⁵	<i>English</i>	EDAM may be available upon request from the study's primary author.
Muscularity-oriented Eating Test (MOET) ²⁹ †	15-item, single-factor measure of muscularity-oriented disordered eating.	Populations (Males)	Internal consistency (omega) ranged from .92 to .93 in samples of undergraduate men. Test-retest reliability (r) was .75. MOET scores were positively correlated with measures of eating pathology, drive for muscularity, and muscle dysmorphia. ²⁹	<i>English</i>	MOET is provided as an appendix in the primary publication.
Eating for Muscularity Scale (EMS) ³⁰ †	27-item, 9-factor self-report questionnaire assessing muscularity-oriented disordered eating attitudes and behaviors related to: 1) Preoccupation, 2) Diet Gain, 3) Diet Loss, 4) Dietary Restraint, 5) Excessive Attention, 6) Functional Impairment, 7) Health Risk, 8) Compensatory Exercise, and 9) Negative Affect. In addition to the subscale scores, the EMS also produces a total score.	Populations (Males)	Cronbach's alpha for the total score was .95 in a mixed-gender community sample. Test-retest reliability (r) .90. The EMS total score and subscale scores were positively correlated with measures of eating pathology and muscularity dissatisfaction. ³⁰	<i>English</i>	EMS is provided as supplementary material with the primary publication, and available at: https://supp.apa.org/psycarticles/supplemental/pas0000804/pas0000804_supp.html .

Note. ED = Eating disorder.

^a List of available translations includes those that may be accessible through the scale's original authorship team, but for which psychometric data may not yet be published.

† indicates that the instrument was published in last 5 years.

Italics used to indicate the language in which a scale was originally validated.

References

Papers published within the last five years have been highlighted as:

**of high importance

1. Allison DB, Baskin ML. *Handbook of Assessment Methods for Eating Behaviors and Weight-Related Problems: Measures, Theory, and Research*. 2nd ed. SAGE Publications, Inc.; 2009.
2. Thompson JK, Schaefer LM, Thomas F. Cash: A multidimensional innovator in the measurement of body image; Some lessons learned and some lessons for the future of the field. *Body Image*. 2019;31:198-203. doi:10.1016/j.bodyim.2019.08.006
3. Berg KC, Peterson CB, Frazier P, Crow SJ. Psychometric evaluation of the eating disorder examination and eating disorder examination-questionnaire: A systematic review of the literature. *International Journal of Eating Disorders*. 2012;45(3):428-438. doi:10.1002/eat.20931
4. Walsh BT, Attia E, Glasofer DR, Sysko R. *Handbook of Assessment and Treatment of Eating Disorders*. American Psychiatric Association; 2016.
5. American Psychiatric Association. *Diagnostic and Statistical Manual of Mental Disorders (5th Ed.)*. Author; 2013.
6. ** Forbush KT, Bohrer BK, Hagan KE, et al. Development and initial validation of the eating pathology symptoms inventory-clinician-rated version (EPSI-CRV). *Psychological Assessment*. 2020;32(10):943-955. doi:10.1037/pas0000820 **The Eating Pathology Symptoms Inventory - Clinician Rated Version is a clinician-administered interview published in the past five years, which assesses eating disorder behaviors and cognitions over the past three months, and is able to generate both DSM-5 eating disorder diagnoses, as well as dimensional symptom assessments.**
7. ** Gearhardt AN, Corbin WR, Brownell KD. Development of the Yale Food Addiction Scale Version 2.0. *Psychology of Addictive Behaviors*. 2016;30(1). doi:10.1037/adb0000136 **The Yale Food Addiction Scale 2.0 is a 35-item self-report questionnaire published in the past five years, which assesses the construct of food addiction using criteria adapted from the DSM-5 substance use disorders.**
8. ** Gearhardt AN, Corbin WR, Brownell KD. Preliminary validation of the Yale Food Addiction Scale. *Appetite*. 2009;52(2):430-436. doi:10.1016/j.appet.2008.12.003 **The Yale Food Addiction Scale 2.0 is a 35-item self-report questionnaire published in the past five years, which assesses the construct of food addiction using criteria adapted from the DSM-5 substance use disorders.**
9. Fairburn CG, Beglin SJ. Eating Disorder Examination Questionnaire (EDE-Q 6.0). In: Fairburn CG, ed. *Cognitive Behavior Therapy and Eating Disorders*. Guilford Press; 2008:309-313.

10. Grilo CM, Crosby RD, Peterson CB, et al. Factor structure of the eating disorder examination interview in patients with binge-eating disorder. *Obesity*. 2010;18(5):977-981. doi:10.1038/oby.2009.321
11. Grilo CM, Henderson KE, Bell RL, Crosby RD. Eating disorder examination-questionnaire factor structure and construct validity in bariatric surgery candidates. *Obesity Surgery*. 2013;23(5):657-662. doi:10.1007/s11695-012-0840-8
12. Grilo CM, Reas DL, Hopwood CJ, Crosby RD. Factor structure and construct validity of the eating disorder examination-questionnaire in college students: Further support for a modified brief version. *International Journal of Eating Disorders*. 2015;48(3):284-289. doi:10.1002/eat.22358
13. Machado PPP, Grilo CM, Crosby RD. Replication of a Modified Factor Structure for the Eating Disorder Examination-Questionnaire: Extension to Clinical Eating Disorder and Non-clinical Samples in Portugal. *European Eating Disorders Review*. 2018;26(1):75-80. doi:10.1002/erv.2569
14. Unikel Santoncini C, Bojorquez Chapela I, Díaz de León Vázquez C, et al. Validation of eating disorders examination questionnaire in Mexican women. *International Journal of Eating Disorders*. 2018;51(2):146-154. doi:10.1002/eat.22819
15. Tobin LN, Lacroix E, von Ranson KM. Evaluating an abbreviated three-factor version of the Eating Disorder Examination Questionnaire in three samples. *Eating Behaviors*. 2019;32:18-22. doi:10.1016/j.eatbeh.2018.11.003
16. Kliem S, Mößle T, Zenger M, Strauß B, Brähler E, Hilbert A. The eating disorder examination-questionnaire 8: A brief measure of eating disorder psychopathology (EDE-Q8). *International Journal of Eating Disorders*. 2016;49(6):613-616. doi:10.1002/eat.22487
17. Carey M, Kupeli N, Knight R, Troop NA, Jenkinson PM, Preston C. Eating disorder examination questionnaire (EDE-Q): Norms and psychometric properties in U.K. females and males. *Psychological Assessment*. 2019;31(7):839-850. doi:10.1037/pas0000703
18. Tatham M, Turner H, Mountford VA, Tritt A, Dyas R, Waller G. Development, psychometric properties and preliminary clinical validation of a brief, session-by-session measure of eating disorder cognitions and behaviors: The ED-15. *International Journal of Eating Disorders*. 2015;48(7):1005-1015. doi:10.1002/eat.22430
19. Frost RO, Marten P, Lahart C, Rosenblate R. The dimensions of perfectionism. *Cognitive Therapy and Research*. 1990;14(5):449-468. doi:10.1007/BF01172967
20. ** Burgess AM, Frost RO, DiBartolo PM. Development and Validation of the Frost Multidimensional Perfectionism Scale–Brief. *Journal of Psychoeducational Assessment*. 2016;34(7):620-633. doi:10.1177/0734282916651359 **Recent updates to the Frost Multidimensional Perfectionism Scale offer a brief 8-item self-report questionnaire, which can be used to assess key domains of perfectionism.**

21. ** Hazzard VM, Schaefer LM, Mankowski A, et al. Development and validation of the Eating Disorders Screen for Athletes (EDSA): A brief screening tool for male and female athletes. *Psychology of Sport and Exercise*. 2020;50. doi:10.1016/j.psychsport.2020.101745 **The Eating Disorders Screen for Athletes is a 6-item self-report questionnaire published in the past five years, which can be used to screen for eating pathology among male and female athletes.**
22. ** Kennedy SF, Kovan J, Werner E, Mancine R, Gusfa D, Kleiman H. Initial validation of a screening tool for disordered eating in adolescent athletes. *Journal of Eating Disorders*. 2021;9(1):1-11. doi:10.1186/s40337-020-00364-7 **The Disordered Eating Screen for Athletes is a 6-item self-report questionnaire published in the past five years, which operates as a screening tool for eating pathology among male and female athletes.**
23. Chapa DAN, Hagan KE, Forbush KT, et al. The Athletes' Relationships with Training scale (ART): A self-report measure of unhealthy training behaviors associated with eating disorders. *International Journal of Eating Disorders*. 2018;51(9):1080-1089. doi:10.1002/eat.22960
24. Currie A. Sport and eating disorders - Understanding and managing the risks. *Asian Journal of Sports Medicine*. 2010;1(2):63-68. doi:10.5812/asjms.34864
25. ** Conceição EM, Mitchell JE, Machado PPP, et al. Repetitive eating questionnaire [Rep(eat)-Q]: Enlightening the concept of grazing and psychometric properties in a Portuguese sample. *Appetite*. 2017;117:351-358. doi:10.1016/j.appet.2017.07.012 **The Repetitive Eating Questionnaire is a 12-item self-report questionnaire published in the past five years, which assesses grazing eating behaviors.**
26. Pizato N, Botelho PB, Gonçalves VSS, Dutra ES, de Carvalho KMB. Effect of grazing behavior on weight regain post-bariatric surgery: A systematic review. *Nutrients*. 2017;9(12). doi:10.3390/nu9121322
27. Heriseanu AI, Hay P, Corbit L, Touyz S. Grazing in adults with obesity and eating disorders: A systematic review of associated clinical features and meta-analysis of prevalence. *Clinical Psychology Review*. 2017;58:16-32. doi:10.1016/j.cpr.2017.09.004
28. ** Carrard I, Kruseman M, Chappuis M, Schmutz N, Volery M. Un outil pour évaluer les comportements alimentaires: ESSCA [A tool for assessing eating behaviors: ESSCA]. *Revue Médicale Suisse*. 2016;12(511):591-596. Accessed June 19, 2021. <https://pubmed.ncbi.nlm.nih.gov/27188052/> **The ESSCA, published within the past five years, is a semi-structured interview for assessing symptoms of eating disorders and determinants of food intake (e.g., food craving, emotional eating) that are particularly relevant to individuals with overweight or obesity.**
29. ** Murray SB, Brown TA, Blashill AJ, et al. The development and validation of the muscularity-oriented eating test: A novel measure of muscularity-oriented disordered eating. *International Journal of Eating Disorders*. 2019;52(12):1389-1398. doi:10.1002/eat.23144 **The Muscularity-Oriented Eating Test is a 15-item self-report**

- questionnaire published in the past five years, which assesses muscularity-oriented disordered eating attitudes and behaviors.**
30. ** Cooper M, Griffiths KM, Burns R. Getting Shredded: Development and Validation of a Measure of Muscularity-Oriented Disordered Eating. *Psychological Assessment*. Published online 2020. doi:10.1037/pas0000804 **The Eating for Muscularity Scale is a 27-item multidimensional self-report questionnaire published in the past five years, which assesses muscularity-oriented disordered eating attitudes and behaviors.**
 31. Murray SB, Nagata JM, Griffiths S, et al. The enigma of male eating disorders: A critical review and synthesis. *Clinical Psychology Review*. 2017;57:1-11. doi:10.1016/j.cpr.2017.08.001
 32. ** Calugi S, Morandini N, Milanese C, et al. Validity and reliability of the Dietary Rules Inventory (DRI). *Eating and Weight Disorders*. Published online 2021. doi:10.1007/s40519-021-01177-6 **The Dietary Rules Inventory is a 28-item self-report questionnaire published in the past five years, which assesses engagement in rule-based eating behavior.**
 33. ** Dahlgren CL, Hage TW, Wonderlich JA, Stedal K. General and eating disorder specific flexibility: Development and validation of the eating disorder flexibility index (EDFLIX) questionnaire. *Frontiers in Psychology*. 2019;10(APR). doi:10.3389/fpsyg.2019.00663 **The Eating Disorder Flexibility Index is a 36-item self-report questionnaire published in the past five years, which assesses general and eating disorder-specific cognitive flexibility.**
 34. ** Rodgers RF, Fischer LE, DuBois RH, Naab P, Franko DL. Development and validation of the Sociocultural Influences on Fear of Fat Scale (SI-FAT). *Body Image*. 2021;37:181-187. doi:10.1016/j.bodyim.2021.02.009 **The Sociocultural Influences on Fear of Fat Scale is a 16-item self-report questionnaire published in the past five years, which assesses individual experiences of pressure to avoid becoming fat.**
 35. ** Schaefer LM, Thompson JK. The development and validation of The Physical Appearance Comparison Scale-3 (PACS-3). *Psychological Assessment*. 2018;30(10):1330-1341. doi:10.1037/pas0000576 **The Physical Appearance Comparison Scale-3 is a 27-item self-report questionnaire published in the past five years, which assesses multiple dimensions of appearance comparisons.**
 36. Heriseanu AI, Hay P, Touyz S. The short inventory of grazing (SIG): development and validation of a new brief measure of a common eating behaviour with a compulsive dimension. *Journal of Eating Disorders*. 2019;7(1). doi:10.1186/s40337-019-0234-6
 37. DeVellis RF. *Scale Development: Theory and Applications (4th Ed.)*. SAGE Publications Inc; 2017.

38. Swami V, Todd J, Barron D. Translation and validation of body image instruments: An addendum to Swami and Barron (2019) in the form of frequently asked questions. *Body image*. 2021;37:214-224. doi:10.1016/j.bodyim.2021.03.002
39. Swami V, Barron D. Translation and validation of body image instruments: Challenges, good practice guidelines, and reporting recommendations for test adaptation. *Body Image*. 2019;31:204-220. doi:10.1016/j.bodyim.2018.08.014
40. Fairburn CG, Cooper Z, O'Connor M. Eating Disorder Examination (Edition 17.0D). Published March 2014. Accessed May 18, 2021. https://www.credo-oxford.com/pdfs/EDE_17.0D.pdf
41. Sysko R, Glasofer DR, Hildebrandt T, et al. The eating disorder assessment for DSM-5 (EDA-5): Development and validation of a structured interview for feeding and eating disorders. *International Journal of Eating Disorders*. 2015;48(5):452-463. doi:10.1002/eat.22388
42. Fichter MM, Elton M, Engel K, Meyer A-E, Mall H, Poustka F. Structured interview for anorexia and bulimia nervosa (SIAB): Development of a new instrument for the assessment of eating disorders. *International Journal of Eating Disorders*. 1991;10(5). doi:10.1002/1098-108X(199109)10:5<571::AID-EAT2260100510>3.0.CO;2-J
43. First MB, Williams JBW, Karg RS, Spitzer RL. *Structured Clinical Interview for DSM-5—Research Version (SCID-5 for DSM-5, Research Version; SCID-5-RV)*. American Psychiatric Association; 2015.
44. ** Machado P, Grilo CM, Rodrigues TF, Vaz AR, Crosby RD. Eating Disorder Examination - Questionnaire short forms: A comparison. *The International journal of eating disorders*. 2020;53(6):937-944. **Newer versions of the Eating Disorder Examination – Questionnaire, published within the past five years, offer a briefer self-report assessment of eating disorder symptoms than older and more traditional forms of the measure**
45. Garner DM, Olmstead MP, Polivy J. Development and validation of a multidimensional eating disorder inventory for anorexia nervosa and bulimia. *International Journal of Eating Disorders*. 1983;2(2):15-34.
46. Clausen L, Rosenvinge JH, Friberg O, Rokkedal K. Validating the Eating Disorder Inventory-3 (EDI-3): A Comparison Between 561 Female Eating Disorders Patients and 878 Females from the General Population. Published online 2010. doi:10.1007/s10862-010-9207-4
47. Garner DM, Bohr Y, Garfinkel PE. The Eating Attitudes Test: Psychometric Features and Clinical Correlates. *Psychological Medicine*. 1982;12(4):871-878. doi:10.1017/S0033291700049163

48. Forbush KT, Wildes JE, Pollack LO, et al. Development and validation of the eating pathology symptoms inventory (EPSI). *Psychological Assessment*. 2013;25(3):859-878. doi:10.1037/a0032639
49. Stice E, Telch CF, Rizvi SL. Development and validation of the Eating Disorder Diagnostic Scale: A brief self-report measure of anorexia, bulimia, and binge-eating disorder. *Psychological Assessment*. 2000;12(2):123-131. doi:10.1037//1040-3590.12.2.123
50. Fichter MM, Quadflieg N, Gierk B, Voderholzer U, Heuser J. The munich eating and feeding disorder questionnaire (Munich ED-Quest) DSM-5/ICD-10: Validity, reliability, sensitivity to change and norms. *European Eating Disorders Review*. 2015;23(3):229-240. doi:10.1002/erv.2348
51. Anderson DA, Williamson DA, Duchmann EG, Gleaves DH, Barbin JM. Development and validation of a multifactorial treatment outcome measure for eating disorders. *Assessment*. 1999;6(1):7-20. doi:10.1177/107319119900600102
52. dos Santos Alvarenga M, Scagliusi FB, Philippi ST. Development and validity of the disordered eating attitude scale (DEAS). *Perceptual and Motor Skills*. 2010;110(2):379-395. doi:10.2466/PMS.110.2.379-395
53. Moessner M, Fassnacht DB, Bauer S. Online assessment of eating disorders: The Clinical and Research Inventory for Eating Disorders (CR-EAT). *Mental Health and Prevention*. 2015;3(4):170-177. doi:10.1016/j.mhp.2015.08.001
54. ter Huurne ED, de Haan HA, ten Napel-Schutz MC, et al. Is the Eating Disorder Questionnaire-Online (EDQ-O) a valid diagnostic instrument for the DSM-IV-TR classification of eating disorders? *Comprehensive Psychiatry*. 2015;57:167-176. doi:10.1016/j.comppsy.2014.10.019
55. ** de Young KP, Anderson DA. An Interactive, Graphical Tool for Retrospectively Assessing Symptom Frequency and Severity: An Illustration With Eating Disorder Behaviors, Body Weight, and Stress. *Assessment*. 2017;24(7):835-852. doi:10.1177/1073191116668629 **The Interactive, Graphical Assessment Tool is a computer-based self-report measure published in the past five years, which assesses the frequency of disordered-eating behaviors (e.g., binge eating, purging), body weight, and stress at the weekly level for the past 12 weeks.**
56. Yanovski SZ, Marcus MD, Wadden TA, Walsh BT. The Questionnaire on Eating and Weight Patterns-5: An updated screening instrument for binge eating disorder. *International Journal of Eating Disorders*. 2015;48(3):259-261. doi:10.1002/eat.22372
57. Henderson M, Freeman CPL. A Self-rating Scale for Bulimia the 'BITE.' *British Journal of Psychiatry*. 1987;150(1). doi:10.1192/bjp.150.1.18
58. Thelen MH, Farmer J, Wonderlich SA, Smith M. A revision of the Bulimia Test: The BULIT-R. *Psychological Assessment*. 1991;3(1):119-124.

59. Gormally J, Black S, Daston S, Rardin D. The assessment of binge eating severity among obese persons. *Addictive Behaviors*. 1982;7(1):47-55. doi:10.1016/0306-4603(82)90024-7
60. Blomquist KK, Roberto CA, Barnes RD, White MA, Masheb RM, Grilo CM. Development and validation of the eating loss of control scale. *Psychological Assessment*. 2014;26(1):77-89. doi:10.1037/a0034729
61. Latner JD, Mond JM, Kelly MC, Haynes SN, Hay PJ. The loss of control over eating scale: Development and psychometric evaluation. *International Journal of Eating Disorders*. 2014;47(6). doi:10.1002/eat.22296
62. Allison KC, Lundgren JD, O'Reardon JP, et al. The Night Eating Questionnaire (NEQ): Psychometric properties of a measure of severity of the Night Eating Syndrome. *Eating Behaviors*. 2008;9(1):62-72. doi:10.1016/j.eatbeh.2007.03.007
63. Cooper M, Cohen-Tovée E, Todd G, Wells A, Tovée M. The eating disorder belief questionnaire: Preliminary development. *Behaviour Research and Therapy*. 1997;35(4):381-388. doi:10.1016/S0005-7967(96)00115-5
64. Morgan JF, Reid F, Lacey JH. The SCOFF questionnaire: Assessment of a new screening tool for eating disorders. *British Medical Journal*. 1999;319(7223):1467-1468. doi:10.1136/bmj.319.7223.1467
65. Spangler DL. The change in eating disorder symptoms scale: Scale development and psychometric properties. *Eating Behaviors*. 2010;11(3):131-137. doi:10.1016/j.eatbeh.2009.12.003
66. Bauer S, Winn S, Schmidt U, Kordy H. Construction, scoring and validation of the Short Evaluation of Eating Disorders (SEED). *European Eating Disorders Review*. 2005;13(3). doi:10.1002/erv.637
67. Rieger E, Touyz SW, Beumont PJV. The Anorexia Nervosa Stages of Change Questionnaire (ANSOCQ): Information regarding its psychometric properties. *International Journal of Eating Disorders*. 2002;32(1):24-38. doi:10.1002/eat.10056
68. ** Bachner-Melman R, Lev-Ari L, Zohar AH, Lev SL. Can recovery from an Eating Disorder Be Measured? Toward a standardized questionnaire. *Frontiers in Psychology*. 2018;9(DEC). doi:10.3389/fpsyg.2018.02456 **The Eating Disorder Recovery Endorsement Questionnaire is a 28-item self-report questionnaire published in the past five years, which assesses factors deemed to be important in recovery.**
69. Bohn K, Doll HA, Cooper Z, O'Connor M, Palmer RL, Fairburn CG. The measurement of impairment due to eating disorder psychopathology. *Behaviour Research and Therapy*. 2008;46(10):1105-1110. doi:10.1016/j.brat.2008.06.012
70. Adair CE, Marcoux GC, Cram BS, et al. Development and multi-site validation of a new condition-specific quality of life measure for eating disorders. *Health and Quality of Life Outcomes*. 2007;5. doi:10.1186/1477-7525-5-23

71. las Hayas C, Quintana JM, Padierna Á, et al. The new questionnaire Health-Related Quality of Life for Eating Disorders showed good validity and reliability. *Journal of Clinical Epidemiology*. 2006;59(2):192-200. doi:10.1016/j.jclinepi.2005.06.005
72. Engel SG, Wittrock DA, Crosby RD, Wonderlich SA, Mitchell JE, Kolotkin RL. Development and psychometric validation of an eating disorder-specific health-related quality of life instrument. *International Journal of Eating Disorders*. 2006;39(1):62-71. doi:10.1002/eat.20200
73. Abraham SF, Brown T, Boyd C, Luscombe G, Russell J. Quality of Life: Eating Disorders. *Australian & New Zealand Journal of Psychiatry*. 2006;40(2):150-155. doi:10.1080/j.1440-1614.2006.01762.x
74. Brown TA, Cash TF, Mikulka PJ. Attitudinal Body-Image Assessment: Factor Analysis of the Body-Self Relations Questionnaire. *Journal of Personality Assessment*. 1990;55(1-2):135-144. doi:10.1080/00223891.1990.9674053
75. Cooper PJ, Taylor MJ, Cooper Z, Fairbum CG. The development and validation of the body shape questionnaire. *International Journal of Eating Disorders*. 1987;6(4). doi:10.1002/1098-108X(198707)6:4<485::AID-EAT2260060405>3.0.CO;2-O
76. Arnow B, Kenardy J, Agras WS. The emotional eating scale: The development of a measure to assess coping with negative affect by eating. *International Journal of Eating Disorders*. 1995;18(1). doi:10.1002/1098-108X(199507)18:1<79::AID-EAT2260180109>3.0.CO;2-V
77. Nolan LJ, Halperin LB, Geliebter A. Emotional Appetite Questionnaire. Construct validity and relationship with BMI. *Appetite*. 2010;54(2):314-319. doi:10.1016/j.appet.2009.12.004
78. Danielsen M, Bratberg GH, Rø. A pilot study of a new assessment of physical activity in eating disorder patients. *Eating and Weight Disorders*. 2012;17(1). doi:10.1007/BF03325332
79. Taranis L, Touyz S, Meyer C. Disordered eating and exercise: Development and preliminary validation of the compulsive exercise test (CET). *European Eating Disorders Review*. 2011;19(3):256-268. doi:10.1002/erv.1108
80. McCreary DR, Sasse DK, Saucier DM, Dorsch KD. Measuring the Drive for Muscularity: Factorial Validity of the Drive for Muscularity Scale in Men and Women. *Psychology of Men & Masculinity*. 2004;5(1). doi:10.1037/1524-9220.5.1.49
81. Hildebrandt T, Langenbucher J, Schlundt DG. Muscularity concerns among men: development of attitudinal and perceptual measures. *Body Image*. 2004;1(2). doi:10.1016/j.bodyim.2004.01.001

82. Juarascio A, Forman E, Timko CA, Butryn M, Goodwin C. The development and validation of the food craving acceptance and action questionnaire (FAAQ). *Eating Behaviors*. 2011;12(3):182-187. doi:10.1016/j.eatbeh.2011.04.008
83. Stunkard AJ, Messick S. The three-factor eating questionnaire to measure dietary restraint, disinhibition and hunger. *Journal of Psychosomatic Research*. 1985;29(1):71-83. doi:10.1016/0022-3999(85)90010-8
84. Gleaves DH, Graham EC, Ambwani S. Measuring “orthorexia”: Development of the Eating Habits Questionnaire. *The International Journal of Educational and Psychological Assessment*. 2013;12(2):1-18-undefined.
85. Barthels F, Meyer F, Pietrowsky R. Die Düsseldorfer Orthorexie Skala–Konstruktion und Evaluation eines Fragebogens zur Erfassung ortho-rektischen Ernährungsverhaltens. *Zeitschrift für Klinische Psychologie und Psychotherapie*. 2015;44(2). doi:10.1026/1616-3443/a000310
86. Schaefer LM, Burke NL, Thompson JK, et al. Development and validation of the sociocultural attitudes towards appearance questionnaire-4 (SATAQ-4). *Psychological Assessment*. 2015;27(1):54-67. doi:10.1037/a0037917
87. Gratz KL, Roemer L. Multidimensional Assessment of Emotion Regulation and Dysregulation: Development, Factor Structure, and Initial Validation of the Difficulties in Emotion Regulation Scale. In: *Journal of Psychopathology and Behavioral Assessment*. Vol 26. Kluwer Academic/Plenum Publishers; 2004:41-54. doi:10.1023/B:JOBA.0000007455.08539.94
88. Lynam D, Smith G, Whiteside S, Cyders M. *The UPPS-P: Assessing Five Personality Pathways to Impulsive Behavior*.; 2006.
89. Cyders MA, Littlefield AK, Coffey S, Karyadi KA. Examination of a short English version of the UPPS-P Impulsive Behavior Scale. *Addictive Behaviors*. 2014;39(9):1372-1376. doi:10.1016/j.addbeh.2014.02.013
90. Hewitt PL, Flett GL. Perfectionism in the self and social contexts: Conceptualization, assessment, and association with psychopathology. *Journal of Personality and Social Psychology*. 1991;60(3):456-470. doi:10.1037//0022-3514.60.3.456
91. de Zwaan M, Hilbert A, Swan-Kremeier L, et al. Comprehensive interview assessment of eating behavior 18-35 months after gastric bypass surgery for morbid obesity. *Surgery for Obesity and Related Diseases*. 2010;6(1):79-85. doi:10.1016/j.soard.2009.08.011
92. van Strien T, Frijters JER, Bergers GPA, Defares PB. The Dutch Eating Behavior Questionnaire (DEBQ) for assessment of restrained, emotional, and external eating behavior. *International Journal of Eating Disorders*. 1986;5(2). doi:10.1002/1098-108X(198602)5:2<295::AID-EAT2260050209>3.0.CO;2-T

93. de Man Lapidoth J, Ghaderi A, Halvarsson-Edlund K, Norring C. Psychometric properties of the Eating Disorders in Obesity questionnaire: Validating against the Eating Disorder Examination interview. *Eating and Weight Disorders*. 2007;12(4):168-175. doi:10.1007/bf03327594
94. Markowitz JT, Butler DA, Volkening LK, Antisdel JE, Anderson BJ, Laffel LMB. Brief screening tool for disordered eating in diabetes: Internal consistency and external validity in a contemporary sample of pediatric patients with type 1 diabetes. *Diabetes Care*. 2010;33(3):495-500. doi:10.2337/dc09-1890
95. Stanford SC, Lemberg R. Measuring Eating Disorders in Men: Development of the Eating Disorder Assessment for Men (EDAM). *Eating Disorders*. 2012;20(5):427-436. doi:10.1080/10640266.2012.715522