

# Changes in Aromatic Characteristics of *Loureiro* and *Alvarinho* Wines during Maturation

José M. Oliveira <sup>\*,1</sup>, Pedro Oliveira<sup>2</sup>, Raymond L. Baumes<sup>3</sup>, Odete Maia<sup>1</sup>

<sup>1</sup> IBB - Institute for Biotechnology and Bioengineering, Centre of Biological Engineering, Universidade do Minho, Campus de Gualtar 4710-057, Braga, Portugal

<sup>2</sup> Departamento de Produção e Sistemas, Universidade do Minho, Campus de Gualtar, 4710-057 Braga, Portugal

<sup>3</sup> Unité Mixte de Recherches Sciences pour l'Œnologie, INRA-M, 2, Place Viala, 36060 Montpellier Cedex 01, France

\* Corresponding author: Fax: +351 253 678986. Email: [jmoliveira@deb.uminho.pt](mailto:jmoliveira@deb.uminho.pt)

## Abstract

Changes in volatiles during maturation in bottles of monovarietal *Vinhos Verdes* wines from *Loureiro* and *Alvarinho* grape varieties, were followed by chemical and sensory analyses. Young wines and wines matured for 8 and 20 months were studied. The volatiles were determined by GC-MS after extraction on XAD-2 resin. Straight chain fatty acid ethyl esters and acetates of fusel alcohols decreased quicker for *Loureiro* wine, while the increase in ethyl esters of branched fatty acids was similar for both varieties. Linalool, Ho-trienol,  $\alpha$ -terpineol and  $\beta$ -damascenone could be used to differentiate between each variety. However, linalool decreased to negligible values after 20 months of maturation.  $\beta$ -damascenone decreased but remained high enough to be useful for differentiating each variety. Sensory analysis indicated a decrease of tropical fruit and tree fruit characters with conservation time for *Alvarinho* wine, and the opposite for *Loureiro*; moreover, citrus fruit character decreased in both varieties.

**Keywords:** wine; aroma; volatiles; *Loureiro*; *Alvarinho*; *Vinhos Verdes*; maturation conservation; ageing

## 1. Introduction

Wines designated “Appellation of Origin *Vinhos Verdes*” are produced in Northern Portugal composed of 9 sub-regions (Amarante, Ave, Baião, Basto, Cávado, Lima, Monção, Paiva and Sousa). There are seven recommended white grape varieties (*Alvarinho*, *Arinto*, *Avesso*, *Azal*, *Batoça*, *Loureiro* and *Trajadura*) and eight red grape varieties (*Amaral*, *Borraçal*, *Brancelho*, *Espadeiro*, *Padeiro de Basto*, *Pedral*, *Rabo de Ovelha* and *Vinhão*) to produce these wines. Among the white cultivars, *Alvarinho* and *Loureiro* are employed to produce quality monovarietal wines, which are characterized by freshness and floral and fruity flavours. In order to preserve these characteristics, traditional winemaking techniques are developed to encourage these notes and to avoid malolactic fermentation. Legislation stipulates ethanol concentrations of between 8.0 % and 11.5 %, but for *Alvarinho* wines it must be between 11.5 % and 14.0 %; other monovarietal wines may have concentrations below 14.0 %. Fix acidity, expressed as tartaric acid, must be at least 4.5 g L<sup>-1</sup>. It is well known, however, that *Vinhos Verdes* loses quickly their aromatic characteristics during maturation. So, they are usually drunk during the first year; nevertheless, no systematic studies were conducted on this subject.

It is well known that during wine maturation and ageing there are many chemical changes in the volatile composition. These reactions depend on wine composition, pH, storage time and temperature (Marais, 1978; Marais et al., 1980; Ramey et al., 1980; Usseglio-Tomasset, 1983). The majority of fatty acid ethyl esters is hydrolysed during conservation and, ethyl esters of fatty acids related to yeast nitrogen metabolism and esters of organic acids increase during this period (Díaz-Maroto et al., 2005; Dubois, 1994; Shinohara et al., 1981). Also, the terpenic profile may change, with the disappearance or strong decline of the compounds initially present, with the simultaneous formation of other terpenic compounds with higher oxidation state; temperature and pH have a decisive influence (Di Stefano, 1986 and 1989; Di

Stefano and Castino, 1983; Marais et al., 1992). Some norisoprenoids may appear or increase their concentration during the ageing period, *e. g.*  $\beta$ -damascenone, TDN and vitispirane (Marais et al., 1992; Simpson, 1979; Simpson and Miller, 1983). The acidic medium also favours the hydrolysis of glycosidic precursors and the transformation of aglycon moieties (Dugelay, 1993; Günata et al., 1986; Sefton et al., 1993).

Since *Loureiro* and *Alvarinho* wines should be drunk as young wines (with about 8 months of conservation, in expert's opinion) and because their aromatic characteristics decline quickly during ageing, it is very important to study the volatile composition of these wines during storage in bottles. There are some published data on the volatile composition of *Loureiro* and *Alvarinho* wines (Guedes-de-Pinho, 1991; Oliveira, 1995; Oliveira et al., 1997; Rogerson and Silva, 1994) and the congeners *Loureira* and *Albariño* Galician wines of Northwest Spain (Falqué, 1998; García-Jares et al., 1994; Lema et al., 1996; Orriols and Camacho, 1991 and 1992; Orriols et al., 1993; Versini et al., 1994) but they do not refer to the changes occurring during maturation in the bottle. Nevertheless, Oliveira et al. (2008) conducted recently an exhaustive study on the volatile and glycosidically bound composition of *Loureiro* and *Alvarinho* wines.

The aim of the present work was to study the evolution of volatile composition of *Loureiro* and *Alvarinho* wines during maturation, *i. e.*, at the end of alcoholic fermentation, and after stored in bottles, with 8 months and 20 months. Sensory evaluation was also undertaken for the last two stages.

## **2. Materials and Methods**

### **2.1. Grape samples**

About 40 kg of grapes were manually harvested in 1998, randomly, among the vines of 3 selected rows of the vineyard, at the recommended sub-region for each studied variety: *Loureiro* at Estação Vitivinícola Amândio Galhano –EVAG– (Lima sub-region),  $L_{AV}$ , and

*Alvarinho* at Solar de Serrade (Monção sub-region), A<sub>SS</sub>. Both soils are from granitic origin and rows orientation is N-S. *Loureiro* and *Alvarinho* vineyards were 11 and 16 years old, respectively. Training systems and rootstocks are, respectively, for *Loureiro* and *Alvarinho*: single cordon and SO4; “cruzeta” and 1103 P.

## **2.2. Vinifications**

Vinifications were made according to the traditional technology of the *Vinhos Verdes* region. The must obtained by crushing, pressing and static sedimentation was inoculated with *Saccharomyces cerevisiae bayanus* QA23. Fermentations took place at 18 °C, in 10 L vessels, and were in duplicate. The produced wines were combined and the blend was treated with sodium bentonite –*Volclay KWK Food Grade, 20-70 mesh, 10 %* in aqueous solution– (0.4 g L<sup>-1</sup>), the SO<sub>2</sub> content was corrected to 35 mg L<sup>-1</sup>, and submitted to cold stabilization (between 0 °C and 3 °C) before bottling. The maturation of the wines occurred at cellar temperature and in the dark. The wines did not undergo malolactic fermentation. The evaluation of volatile composition was made in young wines –W<sub>1</sub>– (subsequent to alcoholic fermentation), after 8 months –W<sub>2</sub>– and 20 months –W<sub>3</sub>– of maturation, which corresponds, respectively, to a period of 6 months and 18 months in bottle. General analyses of wines were performed at *Comissão de Viticultura da Região dos Vinhos Verdes*.

## **2.3. Solvents**

All solvents were analytical grade and further purified. Diethyl ether (*Merck, ref. 1.00921*) was distilled on iron (II) sulphate (*Merck, ref. 1.03965*). Dichloromethane (*Merck, ref. 1.06050*) was washed with de-ionised water, and then distilled. Pentane (*Carlo Erba, ref. 468151*) was washed with H<sub>2</sub>SO<sub>4</sub> (*Merck, ref. 1.00731*), KMnO<sub>4</sub> (*Carlo Erba, ref. 473387*) and ultrapure water, and next it was distilled on potassium hydroxide (*Merck, ref. 1.05033*). Azeotrope pentane-dichloromethane was distilled after combination of pentane and dichloromethane (2:1, v/v) and it was redistilled whenever necessary.

#### **2.4. Extraction of volatile compounds**

Wine samples result from the content of three bottles, by blend, and were extracted in triplicate. To 100 mL of wine, centrifuged (25 min,  $RCF = 12\ 225$ , 4 °C) and diluted with ultrapure water to reduce the alcohol content to less than 5 %, were added 14.5 µg of 4-nonanol (*Merck*, ref. 818773). The solution was passed through an Amberlite XAD-2 resin (20-60 mesh, *Supelco*, ref. 1-0357) column according to the method of Günata et al. (1985). Volatile compounds were eluted with 50 mL of azeotrope pentane-dichloromethane. The eluate was dried over anhydrous sodium sulphate and concentrated to about 2 mL by solvent evaporation at 34 °C through a Vigreux column, prior to analyses.

#### **2.5. Gas chromatography – mass spectrometry (GC-MS)**

Gas chromatographic analysis of volatile compounds was performed using a GC-MS (Varian 3400 Chromatograph and an *ion-trap* mass spectrometer Varian Saturn II). Each 1 µL injection was made separately in two capillary columns, coated with CP-Wax 52 CB or CP-Wax 57 CB (50 m × 0.25 mm i.d., 0.2 µm film thickness, Chrompack). The temperature of the injector (SPI – septum-equipped programmable temperature) was programmed from 20 °C to 250 °C, at 180 °C min<sup>-1</sup>. The temperature of the oven was held at 60 °C, for 5 min, then programmed from 60 °C to 250 °C (60 °C to 220 °C for the second column), at 3 °C min<sup>-1</sup>, then held 20 min at 250 °C (30 min at 220 °C) and finally programmed from 250 °C to 255 °C at 1 °C min<sup>-1</sup> (220 °C to 225 °C at 2 °C min<sup>-1</sup>). The carrier gas was helium N60 (Air Liquide), at 103 kPa. The detector was set to electronic impact mode (70 eV), with an acquisition range ( $m/z$ ) from 29 to 360, and an acquisition frequency of 610 ms.

#### **2.6. Identification and quantification of volatile compounds**

Identification was performed using the software Saturn version 5.2 (Varian), by comparing mass spectra and retention index with those of pure standard compounds. In some cases, the identification was achieved by comparing our retention index and mass spectra with

published data. The quantification was performed using data obtained in CP-Wax 52 CB column, mainly. The second column, CP-Wax 57 CB, served essentially to confirm spectra of the co-eluted compounds and, in general, it was useful for alcohols. All the compounds were determined, semi-quantitatively, as 4-nonanol equivalents.

### ***2.7. Sensory analysis***

Wines with 8 months ( $W_2$ ) and 20 months ( $W_3$ ) of maturation were submitted to sensory evaluation at *Comissão de Viticultura da Região dos Vinhos Verdes (CVRVV)*. Judges were chosen amongst wine experts and they had a full knowledge about the products.  $W_2$  wines were evaluated by 7 tasters and  $W_3$  wines by 8 (5 of them being common to both); *Loureiro* and *Alvarinho* wines were coded randomly and tasted independently in each session using the distribution prepared according to aleatory tables. Normalised glasses were used (ISO 3591) and the room was kept at 21 °C and 65 % of relative humidity. The wine score card was that used by Tasting Room of CVRVV, evaluating several attributes (scale 0 to 5) relating to visual, olfactory and gustative characteristics. Tasters also classified global appreciation (scale 0 to 20).

### ***2.8. Statistical analyses***

Statistical differences between wines, with respect to chemical analysis, were evaluated by Analysis of Variance (ANOVA) or, by independent-samples T test, when comparing wines from the two varieties with the same age. Homogeneity of variances was checked with the Levene test and normality of the variables was checked by the Kolgomorov-Smirnov test with Lilliefors correction, both at a significance level of 5 %. Whenever one of these two conditions fails, the non-parametric Kruskall-Wallis test was applied. Also, global classification obtained in the sensory analysis was studied by means of Analysis of Variance in order to evaluate hypothetical differences between wines of the same variety. ANOVA was also used to assess the evolution of wines between  $W_2$  and  $W_3$  respecting global appreciation.

The behaviour of some compounds during conservation period was checked by Regression Analysis using linear, quadratic, cubic and exponential models, at a significance level of 5 %.

Similarities between wines, with respect to specific compounds, were analysed by Principal Component Analysis, being component extraction achieved by correlation matrix and their number fixed according to Kaiser criterion, *i.e.*, all the components with eigenvalues over 1.

The software used was SPSS 14.0 for Windows.

### **3. Results and Discussion**

#### ***3.1. General analysis***

The various characteristics of the wines matured for 8 months are summarised in table 1. Both monovarietal wines fulfil the criteria to obtain the Appellation of Origin *Vinho Verde* label.

#### ***3.2. Volatile composition of Loureiro and Alvarinho wines***

The volatile extracts were obtained by solid phase extraction of diluted wines (lowering the alcoholic content below 5 %) using XAD-2 resin as report previously (Voirin et al., 1992; Aubert et al., 1997). GC-MS analysis allowed the identification and quantification of 120 volatile compounds including 5 C<sub>6</sub>-compounds, 23 alcohols, 6 fatty acid ethyl esters related to lipid metabolism and 3 related to nitrogen metabolism, 10 esters of organic acids, 7 acetates, 8 monoterpenic alcohols, 15 monoterpenic oxides and diols, 13 C<sub>13</sub>-norisoprenoids, 13 volatile phenols, 8 volatile fatty acids related to lipid metabolism and 3 related to nitrogen metabolism, 4 carbonyl compounds and also pantolactone and N-(2-phenylethyl)-acetamide (figure 1). This classification takes into account the chemical structure of the volatile compounds, the pathways that lead to their formation and the olfactory perception threshold. Only four compounds were identified by comparison of our retention index and mass spectra with published data and one was tentatively identified.

Table 2 shows the mean level obtained for each compound in the nine samples analysed. These levels were determined, semi-quantitatively, as 4-nonanol equivalents.

Monoterpenic compounds (alcohols, oxides and diols), C<sub>13</sub>-norisoprenoids and some volatile phenols may be considered as varietal compounds because they were present in grape and/or arise from grape precursors. Unsaturated C<sub>6</sub>-alcohols are related to varietal origin because they can be formed, via C<sub>6</sub>-aldehydes, through enzymatic reactions from linolenic and linoleic acids present in grapes (Crouzet et al., 1998). However, because of their mainly fermentative origin, 1-hexanol, 4-ethylphenol, 4-vinylguaiacol and 4-vinylphenol were excluded from the varietal group (Chatonnet et al., 1992 and 1993; Joslin and Ough, 1978).

### ***3.3. Evolution of volatile compounds during bottle conservation***

Figure 2 represents the evolution of each group of volatile compounds during maturation of *Loureiro* and *Alvarinho* wines. Since the levels of esters of organic acids and volatile fatty acids related to yeast lipid metabolism are much higher than those of the other groups, they are not shown; furthermore, alcohols such as 2-methyl-1-butanol, 3-methyl-1-butanol and 2-phenylethanol, are not included for the same reason. However, the change in their levels can be observed in table 2.

The different groups of compounds generally behaved predictability. C<sub>6</sub>-compounds, alcohols and volatile fatty acids related to yeast lipid metabolism are almost stable during the 20 months of maturation. The small fluctuations observed in table 2 and figure 2 were not statistically significant ( $p>0.05$ ) except for C<sub>6</sub>-compounds in *Alvarinho* wine which demonstrated a slight decline ( $F=6.228$ ,  $p=0.034$ ). Nevertheless, the analytical method used gave high concentration error for the more abundant alcohols (2-methyl-1-butanol, 3-methyl-1-butanol and 2-phenylethanol), probably attributed to the mechanism of adsorption/desorption on XAD-2 resin and/or to column and/or detector saturation. Excluding these compounds, the sum of the other alcohols decrease for *Alvarinho* wine, chiefly between



$W_1$  and  $W_2$ , whereas *Loureiro* wine present a minimum for the  $W_2$  stage ( $p < 0.05$ ). However, benzyl alcohol increased significantly between  $W_1$  and  $W_3$  ( $p < 0.05$ ), predominantly for *Alvarinho* wine ( $F=942.083$ ,  $p=0.000$ ), probably because of precursor hydrolysis.

The sum of 2-methyl-1-butanol and 3-methyl-1-butanol concentrations were near to their perception threshold limits of  $7 \text{ mg L}^{-1}$ , contributing certainly to the olfactory characteristics of the 6 wines (Rapp and Mandery, 1986; Rapp and Versini, 1995; Salo, 1970). Also 3-(methylthio)-1-propanol, with *Odour Activity Values –OAV–* (*concentration/perception threshold*) of approximately 0.1, may contribute, although marginally, since its odour threshold is about  $1 \text{ mg L}^{-1}$  (Escudero et al., 2004; Meilgaard, 1975). On the other hand, 2-phenylethanol may contribute decisively to the aroma of these wines, mainly *Loureiro* ones, as the concentration was at least twofold the perception threshold of  $7.5 \text{ mg L}^{-1}$  (Salo, 1970); nevertheless, the floral descriptor found by sensory analysis was not significantly related with its concentration, as it was expected from the rose-like aroma (Escudero et al., 2004; Meilgaard, 1975).

The (*E*)/(*Z*) isomer ratio of 3-hexen-1-ol was almost constant during the storage period, with mean values of  $6.33 \pm 0.22$  ( $n=9$ ) and  $0.66 \pm 0.02$  ( $n=9$ ) for *Loureiro* and *Alvarinho*, respectively (95 % confidence level). These results indicate the possibility to discriminate wines from these two varieties.

The levels of esters of organic acids underwent a significant increase during the storage period, because of chemical esterification. This was most pronounced for monoethyl succinate, diethyl succinate and diethyl malate, in agreement with previous observations (Shinohara, 1984).

On the other hand, while the levels of acetates decreased sharply with ageing in the wines of both varieties, the ethyl esters of straight chain fatty acids related to yeast lipid metabolism decreased slowly and progressively during maturation of *Loureiro* wines, and did not

significantly decreased in *Alvarinho* wines ( $p > 0.05$ ). Thus,  $W_3$  *Loureiro* wine had 80 % of the total level of the straight chain fatty acid ethyl esters present at the end of alcoholic fermentation ( $W_1$ ) but it contained 5 % only of acetates;  $W_2$  stage presented 97 % and 30 %, respectively. In *Alvarinho* wines, acetates also decreased sharply from  $W_1$  to  $W_2$  and  $W_3$  stages, being about 52 % and 11 % respectively of the initial level, but this decrease was slower than in *Loureiro* wines. The faster ester hydrolysis in *Loureiro* wines could be due to their lower pH (Ramey and Ough, 1980). Contrarily to these esters, the ethyl esters of fatty acids related to yeast nitrogen metabolism, *i. e.* ethyl 2-methylbutyrate, ethyl 3-methylbutyrate and ethyl benzeneacetate, increased in the wines of both varieties during the conservation period, as their esterification ratios were very low in  $W_1$  (Díaz-Maroto et al., 2005). The first two esters may contribute marginally to the aroma of *Loureiro* and *Alvarinho* wines as they present *OAV* values above 0.1, since their odour thresholds are  $18 \mu\text{g L}^{-1}$  and  $3 \mu\text{g L}^{-1}$ , respectively (Escudero et al., 2004); additionally, for  $W_2$  and  $W_3$  wines of both varieties, ethyl 3-methylbutyrate has *OAV* values much higher than 1.0.

With the notable exception of linalool in *Loureiro* wines, the monoterpenic alcohols in the wines of both varieties had similar behaviours, showing a sharp increase between  $W_1$  and  $W_2$ . As their levels were much lower than the levels of their bound forms (Oliveira et al., 2008), these variations were mainly due to the acid-catalyzed transformations of these monoterpenols during ageing, particularly that of linalool into  $\alpha$ -terpineol, linalool hydrate and furan linalool oxides, explaining its sharp decrease in *Loureiro* wines, but the hydrolysis of the bound forms could also be involved at a lesser extent, explaining the increase of linalool in *Alvarinho* wines (Di Stefano and Castino, 1983; Dugelay, 1993; Günata et al., 1986; Marais et al., 1992; Simpson and Miller, 1983; Usseglio-Tomasset and Di Stefano 1980; Williams et al., 1980 and 1982). Then, between  $W_2$  and  $W_3$ , these effects continue, but due to the lowering of the levels of the starting materials of the above primary

transformations, they were no longer able to match the decrease of the products formed, due to their own transformations into even more polar forms or more complex ones, leading to the beginning of their decrease.

Thus, monoterpenic alcohols present a maximum concentration in W<sub>2</sub> wines for both varieties. The levels of linalool in *Loureiro* wine decreased almost linearly during the conservation period, being present in W<sub>3</sub> only at trace amounts, whereas  $\alpha$ -terpineol and Ho-trienol remained at these last stages the most abundant monoterpenols. It must be noted that after alcoholic fermentation (W<sub>1</sub>), the level of linalool was approximately 3.5 times higher than in *Alvarinho* wine, but it decreased to the level in *Alvarinho* wine after 8 months of maturation (W<sub>2</sub>), then kept on decreasing to very low levels for both varieties after 20 months of maturation (W<sub>3</sub>) (2.0  $\mu\text{g L}^{-1}$  and 12.0  $\mu\text{g L}^{-1}$ , respectively). On the other hand, the levels of Ho-trienol and  $\alpha$ -terpineol in the wines of both varieties became increasingly similar with ageing. Thus, ageing appeared to decrease differentiation of the wines of each variety based on these compounds. Myrcenol was characteristic of *Loureiro* wines, but it was not detected in grapes and musts of this variety (Oliveira, 2000; Oliveira et al., 2000).

The total levels of monoterpenic oxides and diols increased during the storage of the wines of both varieties. However, 2 groups of compounds could be differentiated. The first included furan linalool oxides, neroloxide and the hydrates of linalool, citronellol and terpin and demonstrated a sharp increase in their levels during the 20 months of maturation. The second group, included 3 oxides (pyran linalool oxides and *exo*-2-hydroxy-1,8-cineole) and the diendiols, did not present a significant evolution during the same period, but generally reached a maximum of concentration in the W<sub>2</sub> wine. The behaviours of these 2 groups could be explained by the mechanisms detailed above for the monoterpenic alcohols. As reported previously (Oliveira et al., 2008), (*Z*)-8-hydroxylinalool may distinguish *Alvarinho* and *Loureiro* wines, increasing the difference with the storage time.

For both varieties, the concentration of all the C<sub>13</sub>-norisoprenoids increased during wine maturation, with the exception of  $\beta$ -damascenone and 3-hydroxy- $\beta$ -damascone. These compounds constantly decreased, but  $\beta$ -damascenone was always present above its human perception threshold which is very low, 45 ng L<sup>-1</sup> (Ribéreau-Gayon et al., 2000). Indeed, C<sub>13</sub>-norisoprenoids were found in musts and young wines almost exclusively as glycosidic precursors, with levels much higher than those of the free forms in the W<sub>1</sub> wines. This explained their increase through hydrolysis of these bound forms during winemaking and the relatively short storage time of the study (Winterhalter, 1992 and 1996; Winterhalter and Schreier 1994). Thus, the C<sub>13</sub>-norisoprenoids listed in table 2 from 3-hydroxy-7,8-dihydro- $\beta$ -ionone to vomifoliol were unchanged aglycons from these glycosides. On the other hand, the compounds listed from vitispirane I to 3-hydroxy- $\beta$ -damascone arise from norisoprenoidic precursor transformations during wine conservation. The referred precursors of  $\beta$ -damascenone and 3-hydroxy- $\beta$ -damascone are 3,6,9-trihydroxymegastigma-6,7-diene and 3-hydroxy-7,8-dehydro- $\beta$ -ionol (Puglisi et al., 2005; Winterhalter and Schreier, 1994); however, 3,6,9-trihydroxymegastigma-6,7-diene could not be identified under our GC-MS conditions. The sharp decrease of  $\beta$ -damascenone and 3-hydroxy- $\beta$ -damascone, in contrast to the increase of other C<sub>13</sub>-norisoprenoids, would be explained by their rapid release from 3,6,9-trihydroxymegastigma-6,7-diene and their interaction with sulfur dioxide, as demonstrated previously (Daniel et al., 2004). Indeed,  $\beta$ -damascenone and 3-hydroxy- $\beta$ -damascone contained two reactive cross-conjugated enones moieties, absent in the ionone derivatives. On the other hand, TDN could derive from different precursors, namely 3-hydroxy- $\beta$ -ionone, 3,4-dihydroxy- $\beta$ -ionol, 3,4-dihydroxy-7,8-dihydro- $\beta$ -ionol, 3,9-dihydroxytheaspirane and 3,4-dihydroxy-7,8-dihydro- $\alpha$ -ionone, and as well as vitispiranes from 3,4-dihydroxy-7,8-dihydro- $\beta$ -ionol, megastigma-4-ene-3,6,9-triol and 3,4-dihydroxy-6,9-epoxymegastigmene

(Winterhalter, 1993; Winterhalter and Skouroumounis, 1997; Winterhalter and Schreier, 1994; Winterhalter et al., 1998).

The most abundant volatile phenols, 4-vinylguaiacol and 4-vinylphenol, were mainly generated by yeasts during alcoholic fermentation, and decreased significantly during the storage time. That was consistent with their conversion during wine storage, into derivatives not amenable to our GC-MS conditions, such as 4-(ethoxyethyl)-phenol, 4-(ethoxyethyl)-guaiacol and pyroanthocyanins (Dugelay et al., 1995; Hayasaka and Asenstorfer, 2002; Mateus et al., 2004). The other volatile phenols had a varietal origin, occurring mainly from hydrolysis of their glycoconjugates (Oliveira et al., 2000). As in the W<sub>1</sub> wines, the levels of these bound forms were as low as those of their free forms (Oliveira et al., 2008). Variations were generally not significant, despite an upward trend.

Finally, volatile compounds supposed to influence the aromatic characteristics of *Alvarinho* and *Loureiro* wines (from their levels and perception thresholds) which exhibited statistically significant ( $p < 0.05$ ) variations during bottle conservation were grouped according to their behaviour, *i. e.*, if their level decreased, increased or if a maximum at W<sub>2</sub> stage was observed (table 3). These results corroborate the discussion above as demonstrated in table 2 and figure 2. However, most variations observed in the wines of the two varieties were small, particularly those between the stages W<sub>2</sub> and W<sub>3</sub>.

Overall results, concerning the total levels by groups of the varietal compounds in the 6 wines were analyzed by principal component analysis. Figure 3 represents the two first principal components, which accounted for 82.8 % of samples initial variability. Component 1 accounted for 42.6 % of total variance and showed the potential to discriminate between *Loureiro* and *Alvarinho* wines. Component 2, which explained 40.2 %, allowed differentiation according to the ageing period. *Loureiro* wines were characterized by higher levels of C<sub>6</sub>-compounds and monoterpenic compounds, including alcohols, oxides and diols,

whereas higher levels of varietal volatile phenols and C<sub>13</sub>-norisoprenoids were characteristic of W<sub>3</sub> wines. On the other hand, the fermentative compounds listed in table 2 did not permit discrimination the wines of each cultivar, which was consistent with their usual classification as non-varietal compounds.

#### **3.4. Sensory analysis**

Sensorial descriptive analyses of *Loureiro* and *Alvarinho* wines with 8 months and 20 months of maturation were made (table 4).

*Loureiro* wines were clear. W<sub>2</sub> wines revealed a pale citrus colour while W<sub>3</sub> wine present a citrus colour, more appreciated by tasters. Wines were also classified as medium quality from overall sensations, including olfactory and gustative ones. Statistically, reporting on global appreciation, there were no differences between the two wines ( $F=0.008$ ,  $p>0.05$ ), *i.e.*, there was not any change of organoleptic characteristics. *Alvarinho* wines were clear and demonstrated an open straw colour. Concerning olfactory overall impression, the tasters considered that wines lost quality between W<sub>2</sub> and W<sub>3</sub> stages, having classified as “good” the wine after 8 months and as “medium” quality the wine after 20 months. This was caused by the lost of aromatic intensity on floral, citrus fruit and tropical fruit characters, and by the appearance of a slightly vegetal character. Gustative analysis revealed the same tendency. These considerations were also confirmed by statistic analysis considering global classification ( $F=16.603$ ,  $p<0.01$ ).

*Alvarinho* variety are characterised by a more intense tropical fruit and tree fruit character (figure 4), while in *Loureiro* wines the floral and citrus fruit aromas are more pronounced. *Alvarinho* wines were also characterised by dried fruit flavour. These considerations are in agreement with Guedes-de-Pinho et al. (1998) and Cerdeira et al. (1998 and 1999).

The main aromatic descriptors for *Alvarinho* wine were tropical fruit, tree fruit and dried fruit whereas for *Loureiro* they were floral and citrus fruit. These descriptors may be

associated to some flavour compounds; among them, (*Z*)-3-hexen-1-ol (green leaves), 3-methylbutyl acetate (banana, apple),  $\beta$ -damascenone (tropical fruit, stewed apple), 4-vinylguaiacol (phenolic, clove) and 4-vinylphenol (stramonium) may contribute chiefly for *Alvarinho* wines and 2-phenylethanol (rose), linalool (rose, floral, lemon) and Ho-trienol (linden) for *Loureiro* ones (Boidron et al., 1988; Escudero et al., 2004; Meilgaard, 1975; Ribéreau-Gayon et al., 2000).

During the maturation period (from 8 months to 20 months), *Alvarinho* wine lose overall aromatic intensity mainly related to tropical fruit, tree fruit and citrus fruit characters, while for *Loureiro*, only citrus fruit character decreased its intensity and the other two descriptors increased.

From the presented results it is clear that not all aroma sensations could be explained by the studied compounds. These monovarietal wines may contain some other aromatic contributors which were not identified by the methodology. In this context, varietal volatile thiols like 4-methyl-4-mercaptopentan-2-one, 3-mercaptohexanol and 3-mercaptohexyl acetate were not considered because analytical methodology was not available, although they may have an important role.

Future work may consider a large number of analyses between initial and end points, *i. e.* between young wine and matured wine for several months. Maturation influence on flavor characteristics of wines may be only discussed on the basis of some key volatile compounds, which should be quantitatively determined.

### **Acknowledgements**

The authors acknowledge the financial support provided by *Centre of Biological Engineering of Universidade do Minho (CEB-UM)*. They also thank *Estação Vitivinícola Amândio Galhano (EVAG)* and *Solar de Serrade* for the grapes used in this study; and *EVAG* for the vinifications and *Comissão de Viticultura da Região dos Vinhos Verdes* for wine analyses. Russell Paterson is thanked for correcting English.

## Literature Cited

Aubert, C., Baumes, R.L., Günata, Y.Z., Lepoutre, J.P., Cooper, J.F., Bayonove, C.L., 1997. Effects of fluzilazole, a sterol biosynthesis inhibitor fungicide, on the free and bound aroma fraction of *Muscat of Alexandria* wines. *J. Int. Sci. Vigne Vin* 31, 57-64.

Boidron, J.-N., Chatonnet, P., Pons, M., 1988. Influence du bois sur certaines substances odorantes des vins. *Conn. Vigne Vin* 22, 275-294

Cerdeira, A.L., Cabral, M., Monteiro, F.F., 1998. Contribuição para a caracterização organoléptica de vinhos brancos de casta da Região Demarcada dos Vinhos Verdes. In 4º Simpósio de Vitivinicultura do Alentejo pp. 105-111. Évora, Portugal.

Cerdeira, A.L., Cabral, M., Monteiro, F.F., 1999. Contribution for the sensorial characterization of three wine varieties *Alvarinho*, *Loureiro* and *Pedernã* from the *Vinhos Verdes* Demarcated Region. In XXIV<sup>ème</sup> Congrès Mondial de la Vigne et du Vin. 79<sup>ème</sup> Assemblée Générale de l'OIV pp. 284-290. Mainz, Allemagne.

Chatonnet, P., Dubourdieu, D., Boidron, J.-N., Pons, M., 1992. The origin of ethylphenols in wines. *J. Sci. Food Agric.* 60, 165-178.

Chatonnet, P., Dubourdieu, D., Boidron, J.-N., Lavigne, V., 1993. Synthesis of volatile phenols by *Saccharomyces cerevisiae* in wines. *J. Sci. Food Agric.* 62, 191-202.

Crouzet, J., Flanzky, C., Günata, Y.Z., Pellerin, P., Sapis, J.C., 1998. Les enzymes en œnologie. In *Œnologie - Fondements Scientifiques et Technologiques* Chap. n°10, pp. 361-411. Lavoisier Tec & Doc, Paris.

Daniel, M.A., Elsey, G.M., Capone, D.L., Perkins, M.V., Sefton, M.A., 2004. Fate of damascenone in wine: the role of SO<sub>2</sub>. *J. Agric. Food Chem.* 52, 8127-8131

Di Stefano, R., 1986. Evoluzione dei composti responsabili dell'aroma di moscato durante la maturazione dell'uva, la fermentazione dei mosti e la conservazione dei vini. *Atti Accad. Italiana Vite Vino* 38, 233-244.

Di Stefano, R., 1989. Evoluzione dei composti terpenici liberi e glucosidici e degli actinidioli durante la conservazione dei mosti e dei vini in funzione del pH. *Riv. Vitic. Enol. Conegliano* 42, 11-23



Di Stefano, R., Castino, M., 1983. Evoluzione dei composti di natura terpenica durante la conservazione dell'Asti spumante. Riv. Vitic. Enol. Conegliano 36, 245-258.

Díaz-Maroto, M., Schneider, R., Baumes, R., 2005. Formation pathways of ethyl esters of branched short-chain fatty acids during wine aging. J. Agric. Food Chem. 53, 3503-3509.

Dubois, P., 1994. Les arômes des vins et leurs défauts (cont.). Rev. Fr. Œnol. 145, 27-40.

Dugelay, I., 1993. L'arôme du raisin: étude des précurseurs hétérosidiques et des activités enzymatiques exogènes impliquées dans leur hydrolyse. Applications technologiques. Ph. D. thesis, École Supérieure Agronomique de Montpellier, France.

Dugelay, I., Baumes, R.L., Günata, Y.Z., Razungles, A., Bayonove, C.L., 1995. Évolution de l'arôme au cours de la conservation du vin: formation de 4-(1-éthoxyéthyl)-phénol et 4-(1-éthoxyéthyl)-gaïacol. Sci. Aliments 15, 423-433.

Escudero, A., Gogorza, B., Melus, M.A., Ortin, N., Cacho, J., Ferreira, V., 2004. Characterization of the aroma of a wine from *Maccabeo*. Key role played by compounds with low odor activity values. J. Agric. Food Chem. 52, 3516-3524.

Falqué, E., 1998. Caracterización de los aromas de cepas autóctonas de Galicia. Ph. D. thesis, Universidade de Vigo, Spain.

García-Jares, C., Carro-Mariño, N., Muñiz-Alonso, G., Cela-Torrijos, R., 1994. Research on the terpenic composition of galician musts and wines by GC-MS. In Proceedings of the Sixteenth International Symposium on Capillary Chromatography (P. Sandra, E.) pp. 602-609. Riva del Garda, Italia.

Guedes-de-Pinho, P., 1991. Caractérisation de vins de la Région des *Vinhos Verdes* au Portugal. M. Sc. thesis, Institut d'Œnologie, Université de Bordeaux II, France.

Guedes-de-Pinho, P., Santos, C., Vasconcelos, I., Silva, M.C., Hogg, T., Cabral, L., Vieira, M., Pessanha, M., Soares Franco, J.M., 1998. Defining the uniqueness of monovarietal wines from native portuguese varieties of *Vitis vinifera*. In 23<sup>ème</sup> Congrès Mondial de la Vigne et du Vin pp. 83-88. Lisboa, Portugal.

Günata, Y.Z., Bayonove, C.L., Baumes, R.L., Cordonnier, R.E., 1985. The aroma of grapes. I. Extraction and determination of free and glycosidically bound fractions of some aroma components. *J. Chromatogr.* 331, 83-90.

Günata, Y.Z., Bayonove, C.L., Baumes, R.L., Cordonnier, R.E., 1986. Stability of free and bound fractions of some aroma components of grapes cv. muscat during the wine processing: preliminary results. *Am. J. Enol. Vitic.* 37, 112-114.

Hayasaka, Y., Asenstorfer, E., 2002. Screening for potential pigments derived from anthocyanins in red wine using nanoelectrospray tandem mass spectroscopy. *J. Agric. Food Chem.* 50, 756-761.

Joslin, W., Ough, C., 1978. Cause and fate of certain C<sub>6</sub> compounds formed enzymatically in macerated grape leaves during harvest and wine fermentation. *Am. J. Enol. Vitic.* 29, 11-17.

Lema, C., García-Jares C., Orriols I., Angulo L., 1996. Contribution of *Saccharomyces* and non-*Saccharomyces* populations to the production of some components of *Albariño* wine aroma. *Am. J. Enol. Vitic.* 47, 206-216.

Marais, J., 1978. The effect of pH on esters and quality of *Colombar* wine during maturation. *Vitis* 17, 396-403.

Marais, J., Pool, H.J., 1980. Effect of storage time and temperature on the volatile composition and quality of dry white table wines. *Vitis* 19, 151-164.

Marais, J., van Wyk, C.J., Rapp, A., 1992. Effect of storage time, temperature and region on the levels of 1,1,6-trimethyl-1,2-dihydronaphtalene and other volatiles, and on quality of *Weisser Riesling* wines. *S. Afr. J. Enol. Vitic.* 13, 33-44.

Mateus, N., Oliveira, J., Haettich-Motta, M., Freitas, V., 2004 New family of bluish pyranoanthocyanins. *Journal of Biomedicine and Biotechnology* 5, 299-305.

Meilgaard, M.C., 1975. Flavor chemistry of beer: Part II: flavor and threshold of 239 aroma volatiles. *MBAA Technical Quarterly* 12, 151-168.

Oliveira, J.M., 1995. Influência da Tecnologia de Vinificação sobre a Qualidade Aromática de Vinhos da Casta *Loureiro*. M. Sc. thesis, Universidade do Minho, Braga, Portugal.

Oliveira, J.M., 2000. Aromas varietais e de fermentação determinantes da tipicidade das castas *Loureiro* e *Alvarinho*. Ph. D. thesis, Universidade do Minho, Braga, Portugal.

Oliveira, J.M., Sousa Maia, J., Maia, M.O., 1997. Application de bentonite aux moûts en fermentation: effet sur la formation et évolution du méthanol et des alcools supérieurs en deux cépages de la région des *Vinhos Verdes*, *Loureiro* et *Trajadura*. In XII<sup>ème</sup> Congrès Mondial de la Vigne et du Vin; Buenos Aires, Argentina.

Oliveira, J.M., Maia M.O., Baumes, R.L., Bayonove, C.L., 2000. Free and bound aromatic components of *Loureiro* and *Alvarinho* grape varieties from the *Vinhos Verdes* region. *Vitic. Enol. Sci.* 55, 13-20.

Oliveira, J.M., Oliveira, P., Baumes, R.L., Maia, O., 2008. Volatile and glycosidically bound composition of *Loureiro* and *Alvarinho* wines. *Food Sci. Technol. Int.* 14 (in press).

Orriols, I., Camacho, F.M., 1991. Influencia de las levaduras en la formación de sustancias volátiles en la vinificación de la variedad *Albariño*. *Vitivinicultura* 2, 21-24.

Orriols, I., Camacho, F.M., 1992. Elaboración de vino *Albariño*. Incidencia de la maceración pelicular. Experiencias de 1989 e 1990. *Vitivinicultura* 3, 41-45.

Orriols, I., Alvarez, V., Perez, J., Rega, J., 1993. Les cépages blancs de Galice - *Albariño*, *Loureira*, *Godello*, *Treixadura* - et leurs composés volatils. In *Connaissance Aromatique des Cépages et Qualité des Vins* (C.L. Bayonove, J. Crouzet, C. Flanzy, C.A. Martin and J.C. Sapis, Eds.) pp. 166-171. Actes du Symposium International Montpellier; France.

Puglisi, C., Daniel, M., Capone, D., Elsey, G., Prager, R., Sefton, M., 2005. Precursors to damascenone: synthesis and hydrolysis of isomeric 3,9-dihydroxymegastigma-4,6,7-trienes. *J. Agric. Food Chem.* 53, 4895-4900.

Ramey, D.D., Ough, C.S., 1980. Volatile ester hydrolysis or formation during model solutions and wines. *J. Agric. Food Chem.* 28, 928-934.

Rapp, A., Mandery, H., 1986. Wine aroma. *Experientia* 42, 873-884.

Rapp, A., Versini, G., 1995. Influence of nitrogen compounds in grapes on aroma compounds of wines. In *Food Flavors: Generation, Analysis and Process Influence* (G. Charalambous, E.) pp. 1659-1694. 8<sup>th</sup> International Flavor Conference, Cos, Greece; Elsevier.

Ribéreau-Gayon, P., Glories, Y., Maujean, A., Dubourdieu, D., 2000. Varietal aroma. In Handbook of Enology (P. Ribéreau-Gayon, E.) Volume 2, pp. 187-206. John Wiley & Sons.

Rogerson, F.S., Silva, M.C., 1994. Étude des monoterpènes libres et potentiels présents dans des vins issus de cépages blancs portugais. In I Congrès International de la Vitiviniculture Atlantique pp. 411-419. Pontevedra, España.

Salo, P., 1970. Determining the odor thresholds for some compounds in alcoholic beverages. J. Food Sci. 35, 95-99.

Sefton, M.A., Francis, I.L., Williams, P.J., 1993. The volatile composition of *Chardonnay* juices: A study by flavor precursor analysis. Am. J. Enol. Vitic. 44, 359-369.

Shinohara, T., 1984. L'importance des substances volatiles du vin. Formation et effets sur la qualité. Bull. OIV 641-642, 606-618.

Shinohara, T., Watanabe, M., 1981. Effects of fermentation conditions and aging temperature on volatile ester contents in wine. Agric. Biol. Chem. 45, 2645-2651.

Simpson R.F., 1979. Aroma composition of bottle aged wine. *Vitis* 18, 148-154.

Simpson, R.F., Miller, G.C., 1983. Aroma composition of aged *Riesling* wine. *Vitis* 22, 51-63.

Usseglio-Tomasset, L., 1983. Influence de la temperature de conservation sur les caractéristiques physico-chimiques et organoleptiques des vins (vins aromatiques). Bull. OIV 623, 19-34.

Usseglio-Tomasset, L., Di Stefano, R., 1980. Profilo aromatico del *Moscato bianco* del Piemonte. Riv. Vitic. Enol. Conegliano 33, 55-68.

Versini, G., Orriols, I., Dalla Serra, A., 1994. Aroma components of Galician *Albariño*, *Loureira* and *Godello* wines. *Vitis* 33, 165-170.

Voirin, S., Baumes, R.L., Sapis, J.C., Bayonove C.L., 1992. Analytical methods for monoterpene glycosides in grape and wine. II. Qualitative and quantitative determination of monoterpene glycosides in grape. J. Chromatogr. 595, 269-281.

Williams, P.J., Strauss, C.R., Wilson, B., 1980. Hydroxylated linalool derivatives as precursors of volatile monoterpenes of muscat grapes. *J. Agric. Food Chem.* 28, 766-771.

Williams, P.J., Strauss, C.R., Wilson, B., Massy-Westropp, R.A., 1982. Studies on the hydrolysis of *Vitis vinifera* monoterpene precursor compounds and model monoterpene- $\beta$ -D-glucosides rationalizing the monoterpene composition of grapes. *J. Agric. Food Chem.* 30, 1219-1223.

Winterhalter P., 1992. Oxygenated C<sub>13</sub>-norisoprenoids: important flavor precursors. In *Flavor Precursors: Thermal and Enzymatic Conversions* (R. Teranishi, G.R. Takeoka and M. Guntert, Eds.) pp. 98-115. ACS Symposium Series 490, Am. Chem. Soc., Washington DC.

Winterhalter P., 1993. The generation of C<sub>13</sub>-norisoprenoid volatiles in Riesling wine. In *Connaissance Aaromatique des Cépages et Qualité des Vins* (C.L. Bayonove, J. Crouzet, C. Flanzly, C.A. Martin and J.C. Sapis, Eds.) pp. 65-73. Actes du Symposium International Montpellier.

Winterhalter, P., 1996. Carotenoid-derived aroma compounds: biogenetic and biotechnological aspects. In *Biotechnology for Improved Foods and Flavors* (G.R. Takeoka, R. Teranishi, P.J. Williams and A. Kobayashi, Eds.) pp. 295-308. ACS Symposium Series 637, Am. Chem. Soc.

Winterhalter, P., Schreier, P., 1994. C<sub>13</sub>-norisoprenoid glycosides in plant tissues: an overview on their occurrence, composition and role as flavour precursors. *Flavour Fragr. J.* 9, 281-287.

Winterhalter, P., Skouroumounis, G.K., 1997. Glycoconjugated aroma compounds: occurrence, role and biotechnological transformation. In *Advances in Biochemical Engineering/Biotechnology* (R.G. Berger, E.) vol. 55 - Biotechnology of Aromas, pp. 73-105. Springer Verlag, Heidelberg, Germany.

Winterhalter, P., Baderschneider, B., Bonnländer, B., 1998. Analysis, structure, and reactivity of labile terpenoid aroma precursors in *Riesling* wine. In *Chemistry of Wine Flavor* (S. Ebeler and A. Waterhouse, Eds.) pp. 1-12. ACS Symposium Series 714, Am. Chem. Soc., Washington, USA.

**Table 1.** General analysis of wines with 8 months (L<sub>AV</sub>-W<sub>2</sub> and A<sub>SS</sub>-W<sub>2</sub>)

	<i>Loureiro</i>	<i>Alvarinho</i>
Ethanol/(% vol.)	10.2	13.5
Reducing sugars/(g L <sup>-1</sup> )	1.1	3.4
Total acidity */(g L <sup>-1</sup> )	10.6	7.6
Volatile acidity **/(g L <sup>-1</sup> )	0.33	0.40
pH	2.81	3.03

\* , as tartaric acid

\*\* , as acetic acid

**Table 2.** Mean levels\* (C) with 95 % confidence limits for the volatile compounds found in *Loureiro* (L<sub>AV</sub>) and *Alvarinho* (A<sub>SS</sub>) wines, after alcoholic fermentation (W<sub>1</sub>) and after 8 months (W<sub>2</sub>) and 20 months (W<sub>3</sub>) of maturation

	#	roi	RI	<i>Loureiro</i>						<i>Alvarinho</i>					
				W <sub>1</sub>		W <sub>2</sub>		W <sub>3</sub>		W <sub>1</sub>		W <sub>2</sub>		W <sub>3</sub>	
				C/(µg L <sup>-1</sup> ) ±		C/(µg L <sup>-1</sup> ) ±		C/(µg L <sup>-1</sup> ) ±		C/(µg L <sup>-1</sup> ) ±		C/(µg L <sup>-1</sup> ) ±			
<b>C<sub>6</sub>-compounds (5)</b>															
1-hexanol	1	a	1348	972.2	145.9	976.8	109.4	1195.6	689.5	869.5	137.1	739.5	152.0	765.5	91.7
(E)-3-hexen-1-ol	2	a	1358	206.2	56.9	182.7	11.6	233.0	139.9	57.6	11.9	46.6	4.9	49.8	9.3
(Z)-3-hexen-1-ol	3	a	1379	33.6	11.3	29.6	3.9	35.0	22.4	90.4	17.8	71.3	4.8	72.7	10.7
(E)-2-hexen-1-ol	4	a	1400	tr		0.2	0.7	tr		—		tr		0.2	0.2
(Z)-2-hexen-1-ol	5	a	1410	2.3	0.8	2.0	0.5	2.4	1.4	0.9	0.2	0.8	0.1	0.7	0.2
<b>total</b>				<b>1214.3</b>		<b>1191.3</b>		<b>1466.0</b>		<b>1018.4</b>		<b>858.2</b>		<b>888.9</b>	
<b>Alcohols (23)</b>															
2-methyl-3-buten-2-ol	6	a	1068	2.6	0.0	6.7	2.8	7.8	2.7	?		3.7	0.9	2.8	0.7
2-methyl-1-propanol	7	a	1082	1233.1	535.3	775.1	100.2	932.7	689.9	1435.0	141.1	1067.2	344.2	986.6	143.8
1-butanol	8	a	1140	22.7	14.0	18.3	1.8	20.9	13.7	68.6	9.5	50.0	15.0	47.2	7.0
4-methyl-2-pentanol	9	a	1164	45.5	18.6	41.6	10.6	55.6	31.6	53.9	15.3	52.4	11.7	49.8	3.3
2-methyl-1-butanol + 3-methyl-1-butanol	10 11	a	1204	58535.5	28686.6	54741.1	12317.2	64583.2	3058.8	74488.5	25717.8	71637.3	29248.7	65672.3	23675.9
3-methyl-3-buten-1-ol	12	a	1243	4.3	1.9	3.6	0.9	2.4	1.1	5.5	0.9	4.1	1.6	3.5	1.1
1-pentanol	13	a	1244	6.5	3.2	6.5	2.9	13.4	16.7	11.6	2.7	10.0	4.5	10.7	1.8
2-methyl-1-pentanol	14	a	1298	?		0.6	0.1	0.3	0.6	—		—		—	
4-methyl-1-pentanol	15	a	1309	26.8	6.8	24.3	3.7	29.6	14.6	37.5	6.5	32.5	4.9	32.2	3.5
(Z)-2-penten-1-ol	16	a	1313	0.7	0.3	0.3	0.1	0.4	0.3	0.7	1.4	0.4	0.3	0.6	0.1
3-methyl-2-buten-1-ol + 2-heptanol	17 18	a	1316	2.5	0.9	2.8	0.7	3.8	2.9	2.3	1.4	1.3	0.3	1.3	0.5
3-methyl-1-pentanol	19	a	1322	65.5	16.5	54.5	29.1	75.1	38.8	140.3	32.7	113.7	8.7	118.6	19.3
3-ethoxy-1-propanol	20	a	1369	66.5	41.6	58.2	7.4	56.8	41.7	75.5	16.6	54.2	11.5	48.6	6.1
1-octen-3-ol	21	a	1445	1.1	0.1	1.0	0.4	1.1	0.3	0.7	0.4	0.6	0.3	0.7	0.2
1-heptanol	22	a	1449	16.4	3.3	14.7	0.9	16.6	3.4	13.7	2.4	12.3	2.8	12.0	0.3
2-nonanol	23	a	1541	1.0	1.3	1.0	0.3	1.1	2.7	1.5	0.7	2.7	5.1	1.5	1.1
1-octanol	24	a	1552	9.5	0.6	13.5	3.1	10.8	2.0	6.2	1.6	8.3	0.6	7.7	1.2
3-(methylthio)-1-propanol	25	a	1709	103.4	67.2	79.8	11.8	84.5	55.5	135.2	25.3	98.5	20.6	87.1	8.3
benzyl alcohol	26	a	1869	5.2	1.2	18.2	8.3	16.2	9.6	5.9	1.2	13.7	1.8	36.4	3.2
2-phenylethanol	27	a	1908	28196.3	21202.6	23561.6	3908.8	31281.4	14343.7	20507.9	4319.5	15894.8	6174.5	16464.7	8149.2
tyrosol	28	a	3008	127.1	65.8	152.1	30.8	222.6	157.7	61.7	25.4	123.0	30.0	142.9	31.9
<b>total</b>				<b>88472.2</b>		<b>79575.5</b>		<b>97416.3</b>		<b>97052.2</b>		<b>89180.7</b>		<b>83727.2</b>	
<b>total**</b>				<b>1740.4</b>		<b>1272.8</b>		<b>1551.7</b>		<b>2055.8</b>		<b>1648.6</b>		<b>1590.2</b>	
<b>Fatty acid ethyl esters – lipid metabolism (6)</b>															
ethyl butyrate	29	a	1032	167.7	15.9	141.7	4.7	146.3	55.3	221.4	19.4	211.2	28.6	196.2	14.9
ethyl hexanoate	30	a	1234	465.1	46.0	422.8	51.1	336.7	44.1	513.6	75.5	488.5	46.4	462.5	49.1
ethyl octanoate	31	a	1434	482.1	30.3	545.5	48.3	437.1	153.5	577.8	91.0	672.7	170.3	664.2	71.2
ethyl decanoate	32	a	1636	151.0	25.3	107.1	16.8	76.4	38.1	169.9	17.9	240.1	104.9	171.2	10.4
ethyl 9-decenoate	33	b,c	1688	55.6	11.4	52.7	8.5	36.1	18.2	42.9	6.0	67.5	28.2	48.5	5.7
ethyl dodecanoate	34	a	1855	7.1	3.3	3.8	1.8	?		9.7	1.0	6.3	4.6	5.7	1.6
<b>total</b>				<b>1328.6</b>		<b>1273.6</b>		<b>1032.6</b>		<b>1535.3</b>		<b>1686.3</b>		<b>1548.3</b>	
<b>Fatty acid ethyl esters – nitrogen metabolism (3)</b>															
ethyl 2-methylbutyrate	35	a	1049	—		3.2	1.4	8.8	1.4	tr		5.1	2.5	12.9	0.9
ethyl 3-methylbutyrate	36	a	1066	2.4	0.3	8.5	2.2	22.2	1.1	1.8	0.5	11.3	0.8	28.2	1.5
ethyl benzeneacetate	37	a	1782	1.3	0.4	2.0	0.6	4.0	1.3	0.5	0.4	2.8	0.8	5.9	0.1
<b>total</b>				<b>3.7</b>		<b>13.7</b>		<b>35.0</b>		<b>2.3</b>		<b>19.2</b>		<b>47.0</b>	

<b>Esters of organic acids (10)</b>															
ethyl pyruvate	38	<i>a</i>	1267	—		7.1	1.6	37.9	30.1	—		9.6	0.0	39.6	4.9
ethyl lactate	39	<i>a</i>	1338	266.3	145.9	472.3	103.5	463.8	246.8	188.4	33.8	437.7	72.9	478.6	73.0
ethyl 3-hydroxybutyrate	40	<i>a</i>	1512	40.3	22.7	36.2	4.2	43.1	28.7	77.1	14.7	58.4	7.9	59.3	5.7
diethyl malonate	41	<i>a</i>	1574	—		1.7	0.2	5.3	1.9	tr		3.1	0.2	11.6	0.8
ethyl 2-furoate	42	<i>a</i>	1618	0.4	0.3	2.2	0.5	6.7	2.2	1.6	1.3	4.4	1.3	11.9	0.4
diethyl succinate	43	<i>a</i>	1672	41.0	5.6	896.4	7.1	3760.0	1227.6	27.5	9.1	966.3	101.5	4569.4	426.1
diethyl glutarate	44	<i>a</i>	1774	0.5	0.2	6.2	0.2	13.1	1.4	tr		8.2	1.1	24.5	0.6
diethyl malate	45	<i>a</i>	2037	164.7	52.6	2477.7	292.6	11363.6	5670.8	39.1	13.0	1248.8	108.7	6162.3	479.2
diethyl tartrate	46	<i>a</i>	2351	—		43.2	10.4	590.3	1537.0	—		10.6	5.2	186.8	16.3
monoethyl succinate	47	<i>a</i>	2377	452.8	131.7	3473.8	525.2	8905.7	7612.2	105.8	81.4	3305.1	604.4	8940.2	1321.3
<b>total</b>				<b>966.0</b>		<b>7416.8</b>		<b>25189.5</b>		<b>439.5</b>		<b>6052.2</b>		<b>20484.2</b>	
<b>Acetates (7)</b>															
2-methylpropyl acetate	48	<i>a</i>	1009	32.0	17.5	11.3	6.6	2.6	1.8	40.8	13.3	16.9	12.0	4.2	3.1
butyl acetate	49	<i>a</i>	1071	2.3	0.5	tr		—		3.0	1.3	1.5	1.0	—	
3-methylbutyl acetate	50	<i>a</i>	1125	1041.4	89.3	331.3	16.4	63.5	4.6	1567.5	150.2	823.5	36.8	168.4	4.1
hexyl acetate	51	<i>a</i>	1272	181.4	7.3	47.1	1.4	2.4	1.9	151.5	13.9	64.5	8.8	8.6	1.3
( <i>Z</i> )-3-hexenyl acetate	52	<i>a</i>	1307	8.9	0.8	2.7	0.7	—		3.0	0.5	1.3	0.2	tr	
2-phenylethyl acetate	53	<i>a</i>	1810	249.9	7.8	93.2	8.5	16.1	0.3	325.1	7.7	189.4	10.1	41.8	2.6
tryptophyl acetate	54	<i>b,c</i>	3369	75.1	8.0	6.1	1.4	—		20.5	2.0	3.9	1.7	0.3	0.1
<b>total</b>				<b>1591.0</b>		<b>491.7</b>		<b>84.6</b>		<b>2111.4</b>		<b>1101.0</b>		<b>223.3</b>	
<b>Monoterpenic alcohols (8)</b>															
myrcenol	55	<i>a</i>	1533	3.9	2.1	8.0	5.6	17.9	1.9	—		—		—	
linalool	56	<i>a</i>	1541	143.2	11.6	68.6	5.3	2.0	0.8	39.9	3.7	78.4	5.5	12.0	1.5
4-terpineol	57	<i>a</i>	1597	1.0	0.4	1.0	0.1	1.4	0.5	0.9	0.2	0.8	0.4	0.9	0.6
Ho-trienol	58	<i>a</i>	1605	31.0	8.0	102.0	24.7	80.2	43.7	25.5	2.3	60.8	15.9	54.0	4.0
$\alpha$ -terpineol	59	<i>a</i>	1691	21.2	3.7	111.6	11.5	66.0	18.3	11.8	2.1	67.8	8.3	72.7	8.9
citronellol	60	<i>a</i>	1760	7.2	1.7	2.6	0.4	tr		7.3	1.4	4.0	0.8	0.7	0.2
nerol	61	<i>a</i>	1793	2.6	1.4	3.1	1.3	tr		1.2	0.4	5.7	2.1	?	
geraniol	62	<i>a</i>	1847	3.2	1.8	?		?		8.3	1.8	?		3.3	0.5
<b>total</b>				<b>213.3</b>		<b>269.9</b>		<b>167.5</b>		<b>94.9</b>		<b>217.5</b>		<b>143.6</b>	
<b>Monoterpenic oxides and diols (15)</b>															
<i>trans</i> -furan linalool oxide	63	<i>a</i>	1436	13.7	2.4	29.1	3.3	81.6	18.4	1.2	0.5	13.6	5.8	36.8	4.7
<i>cis</i> -furan linalool oxide	64	<i>a</i>	1464	3.2	0.9	11.5	0.1	33.1	9.6	0.6	0.0	3.6	0.9	12.7	1.4
neroloxide	65	<i>b,c</i>	1467	9.1	2.7	16.3	0.6	38.0	9.9	6.5	0.8	11.6	1.7	26.8	0.3
<i>trans</i> -pyran linalool oxide	66	<i>a</i>	1732	92.5	29.0	73.3	7.8	93.3	48.9	7.0	3.5	7.0	1.1	12.2	2.1
<i>cis</i> -pyran linalool oxide	67	<i>a</i>	1756	16.6	3.2	17.9	2.8	15.6	9.7	tr		0.5	0.2	tr	
<i>exo</i> -2-hydroxy-1,8-cineole	68	<i>a</i>	1857	2.0	0.9	0.9	0.5	2.1	2.2	—		—		—	
3,7-dimethylocta-1,5-dien-3,7-diol	69	<i>a</i>	1935	223.4	48.4	297.7	32.4	210.1	135.1	64.9	31.7	217.1	17.3	189.7	32.0
linalool hydrate	70	<i>a</i>	1967	3.0	1.6	47.6	5.3	63.9	21.7	0.6	1.0	15.1	5.9	41.7	0.9
terpin hydrate	71	<i>a</i>	2087	—		11.0	3.5	53.6	41.8	—		3.2	1.1	13.3	1.6
3,7-dimethylocta-1,7-dien-3,6-diol	72	<i>a</i>	2121	58.7	12.9	64.4	7.2	55.1	25.0	3.9	1.1	12.3	6.0	14.3	3.9
citronellol hydrate	73	<i>a</i>	2196	—		1.0	0.2	3.1	1.5	—		0.7	0.4	2.4	1.0
8-hydroxy-6,7-dihydro-linalool	74	<i>a</i>	2197	0.7	0.8	1.1	0.6	1.0	0.7	0.6	0.5	1.9	0.9	1.2	0.7
( <i>E</i> )-8-hydroxy-linalool	75	<i>a</i>	2265	?		?		tr		?		?		3.4	2.5
( <i>Z</i> )-8-hydroxy-linalool	76	<i>a</i>	2302	0.5	1.3	2.0	0.4	2.0	2.0	2.0	1.0	15.8	4.2	30.0	3.7
<i>p</i> -1-menthen-7,8-diol	77	<i>a</i>	2517	tr		1.4	0.6	tr		—		—		—	
<b>total</b>				<b>423.4</b>		<b>575.2</b>		<b>652.5</b>		<b>87.3</b>		<b>302.4</b>		<b>384.5</b>	
<b>C<sub>13</sub>-norisoprenoids (13)</b>															
vitispirane I	78	<i>a</i>	1524	—		1.4	0.7	4.0	0.2	—		2.1	0.5	9.0	0.5
vitispirane II	79	<i>a</i>	1527	—		0.8	0.3	2.5	0.4	—		1.8	1.1	7.3	0.9
1,1,6-trimethyl-1,2-dihydronaphthalene	80	<i>b,c</i>	1741	tr		tr		0.8	0.2	—		—		0.6	0.3



$\beta$ -damascenone	81	<i>a</i>	1816	4.3	0.7	1.3	0.3	0.7	0.1	5.3	0.8	3.4	0.2	1.1	0.3
3-hydroxy- $\beta$ -damascone	82	<i>a</i>	2529	1.0	0.8	tr		tr		0.9	0.1	0.7	0.2	—	
3-hydroxy-7,8-dihydro- $\beta$ -ionone	83	<i>a</i>	2533	—		tr		—		—		—		—	
megastigm-7-ene-3,9-diol	84	<i>d</i>	2568	—		4.4	0.9	4.7	1.4	—		4.8	0.5	10.4	3.1
3-oxo- $\alpha$ -ionol	85	<i>a</i>	2628	4.4	2.1	7.6	1.5	7.2	3.7	3.0	1.8	7.0	0.7	10.6	2.5
3-hydroxy-7,8-dihydro- $\beta$ -ionol	86	<i>a</i>	2654	0.3	0.2	0.6	0.3	—		—		0.8	0.5	tr	
3-oxo-7,8-dihydro- $\alpha$ -ionol	87	<i>a</i>	2702	0.7	0.5	0.5	0.0	1.9	1.4	tr		0.9	0.3	0.6	0.5
3-hydroxy-5,6-epoxy- $\beta$ -ionone	88	<i>a</i>	2721	0.7	0.4	—		tr		—		tr		tr	
3-hydroxy-7,8-dehydro- $\beta$ -ionol	89	<i>a</i>	2742	—		tr		—		—		0.7	0.1	0.8	0.2
vomifoliol	90	<i>a</i>	3139	2.0	1.1	2.4	0.3	2.4	1.0	—		tr		0.6	0.2
<b>total</b>				<b>13.4</b>		<b>19.0</b>		<b>24.2</b>		<b>9.2</b>		<b>22.2</b>		<b>41.0</b>	
<b>Volatile phenols (13)</b>															
methyl salicylate	91	<i>a</i>	1770	tr		tr		tr		tr		tr		tr	
guaiacol	92	<i>a</i>	1852	tr		1.2	1.5	2.8	2.4	tr		2.7	2.0	3.3	0.4
phenol	93	<i>a</i>	2006	1.1	0.3	1.6	0.5	1.4	1.4	1.2	0.4	1.1	0.2	2.2	1.2
4-ethylphenol	94	<i>a</i>	2172	1.5	0.6	0.5	0.3	1.5	1.6	1.4	0.1	1.2	0.5	0.8	0.2
4-vinylguaiacol	95	<i>a</i>	2192	89.3	12.0	24.5	1.3	21.1	9.3	192.7	31.7	62.9	12.9	49.4	13.0
4-vinylphenol	96	<i>a</i>	2409	50.3	7.4	tr		?		144.9	31.4	20.9	5.9	?	
vanillin	97	<i>a</i>	2560	—		—		2.9	0.7	—		tr		5.6	0.9
methyl vanillate	98	<i>a</i>	2601	tr		tr		tr		10.7	1.5	7.9	1.6	7.0	1.7
acetovanillone	99	<i>a</i>	2635	8.9	2.3	10.8	1.7	14.4	7.5	9.8	4.2	11.6	0.7	11.4	2.9
3,4-dimethoxyphenol	100	<i>a</i>	2759	—		—		tr		tr		0.7	0.1	1.1	0.4
2-(4'-guaiacyl)-ethanol	101	<i>a</i>	2844	6.1	1.9	6.7	2.5	8.2	6.1	0.8	0.3	2.5	0.2	2.1	1.0
3,4,5-trimethoxybenzyl alcohol	102	<i>a</i>	2879	4.3	0.5	5.1	1.8	6.4	3.0	4.3	2.2	8.0	0.8	9.8	2.2
3,4,5-trimethoxyphenol	103	<i>a</i>	3060	1.2	0.3	2.6	1.2	1.6	1.7	tr		1.9	0.8	2.2	0.6
<b>total</b>				<b>162.7</b>		<b>53.0</b>		<b>60.3</b>		<b>365.8</b>		<b>121.4</b>		<b>94.9</b>	
<b>Volatile fatty acids – lipid metabolism (8)</b>															
acetic acid	104	<i>a</i>	1453	16.0	7.6	9.4	4.2	19.3	13.8	16.1	4.9	16.1	6.1	18.2	7.5
butanoic acid	105	<i>a</i>	1626	133.1	71.0	125.3	20.1	138.3	97.4	156.7	42.5	139.2	33.5	131.5	13.5
hexanoic acid	106	<i>a</i>	1841	2995.1	561.1	3045.0	497.4	3716.8	1630.1	3461.6	972.9	3643.4	326.3	3331.7	179.4
( <i>E</i> )-2-hexenoic acid	107	<i>a</i>	1964	21.2	2.7	23.0	5.9	24.0	8.6	14.9	3.2	16.9	3.4	10.4	2.0
octanoic acid	108	<i>a</i>	2057	3501.4	259.4	3565.4	264.1	2902.4	298.9	3235.2	347.8	3419.2	218.5	2844.8	148.6
decanoic acid	109	<i>a</i>	2269	1451.7	218.8	1418.4	111.3	1080.9	339.8	1739.8	84.9	1542.7	311.6	1222.2	71.9
dodecanoic acid	110	<i>a</i>	2481	17.6	2.8	12.6	3.9	4.8	3.5	27.4	5.2	13.7	4.9	4.1	1.5
hexadecanoic acid	111	<i>a</i>	2903	tr		tr		—		1.9	2.2	tr		tr	
<b>total</b>				<b>8136.1</b>		<b>8199.1</b>		<b>7886.5</b>		<b>8653.6</b>		<b>8791.2</b>		<b>7562.9</b>	
<b>Volatile fatty acids – nitrogen metabolism (3)</b>															
2-methylpropanoic acid	112	<i>a</i>	1567	59.2	27.7	52.1	7.6	54.4	39.0	71.4	20.8	56.7	10.8	52.1	6.7
3-methylbutyric acid	113	<i>a</i>	1667	241.2	115.0	206.9	16.7	234.3	138.7	361.1	88.6	311.7	50.4	269.7	24.5
+ 2-methylbutyric acid	114	<i>a</i>													
<b>total</b>				<b>300.4</b>		<b>259.0</b>		<b>288.7</b>		<b>432.5</b>		<b>368.4</b>		<b>321.8</b>	
<b>Carbonyl compounds (4)</b>															
2-nonanone	115	<i>a</i>	1386	1.3	0.2	1.5	0.1	1.0	0.4	2.4	0.2	2.7	0.5	2.7	0.2
2-furaldehyde	116	<i>a</i>	1460	—		0.3	0.3	5.2	12.2	—		0.6	0.1	6.8	0.9
benzaldehyde	117	<i>a</i>	1517	7.4	1.9	7.1	0.7	8.9	5.8	8.3	2.0	7.9	0.8	7.4	0.1
4-ethylbenzaldehyde	118	<i>a</i>	1703	25.5	4.6	25.7	8.7	28.7	17.7	27.6	8.1	27.2	5.1	22.4	1.9
<b>total</b>				<b>34.2</b>		<b>34.6</b>		<b>43.8</b>		<b>38.3</b>		<b>38.4</b>		<b>39.3</b>	
<b>Other (2)</b>															
pantolactone	119	<i>a</i>	2026	3.0	0.8	6.9	2.0	10.5	9.5	2.2	1.1	4.8	1.2	7.8	2.4
N-(2-phenylethyl)-acetamide	120	<i>a</i>	2575	91.4	24.1	89.5	6.5	92.4	46.3	46.7	13.3	53.5	8.2	41.9	3.3
<b>total</b>				<b>94.4</b>		<b>96.4</b>		<b>102.9</b>		<b>48.9</b>		<b>58.3</b>		<b>49.7</b>	

<b>TOTAL</b>	<b>102953.3</b>	<b>99468.8</b>	<b>134450.4</b>	<b>111889.6</b>	<b>108817.4</b>	<b>115556.6</b>
<b>TOTAL**</b>	<b>16221.9</b>	<b>21166.1</b>	<b>38585.8</b>	<b>16893.2</b>	<b>21285.3</b>	<b>33419.6</b>

*roi*, reliability of identification

*RI*, linear retention index on column CP-Wax 52 CB

*a*, identified by comparing retention time and mass spectra with those of a pure standard

*b*, identified by comparing retention index with published data

*c*, identified by comparing mass spectra with published data

*d*, tentative identification: molecular weight = 212 g/mol; *m/z* (%) = 43 (100.0), 41 (42.8), 39 (30.9), 29 (25.2), 79 (20.4), 55 (18.2), 97 (18.0), 120 (16.6), 94 (15.4), 77 (14.4); other characteristic ions, *m/z* (%) = 212 (int, M<sup>+</sup>), 179 (int, M<sup>+</sup>-H<sub>2</sub>O-CH<sub>3</sub>), 161 (int, M<sup>+</sup>-2H<sub>2</sub>O-CH<sub>3</sub>)

\*, levels were determined as 4-nonanol equivalents

\*\* , without 2-methyl-1-butanol, 3-methyl-1-butanol and 2-phenylethanol

?, quantification not possible

–, not detected

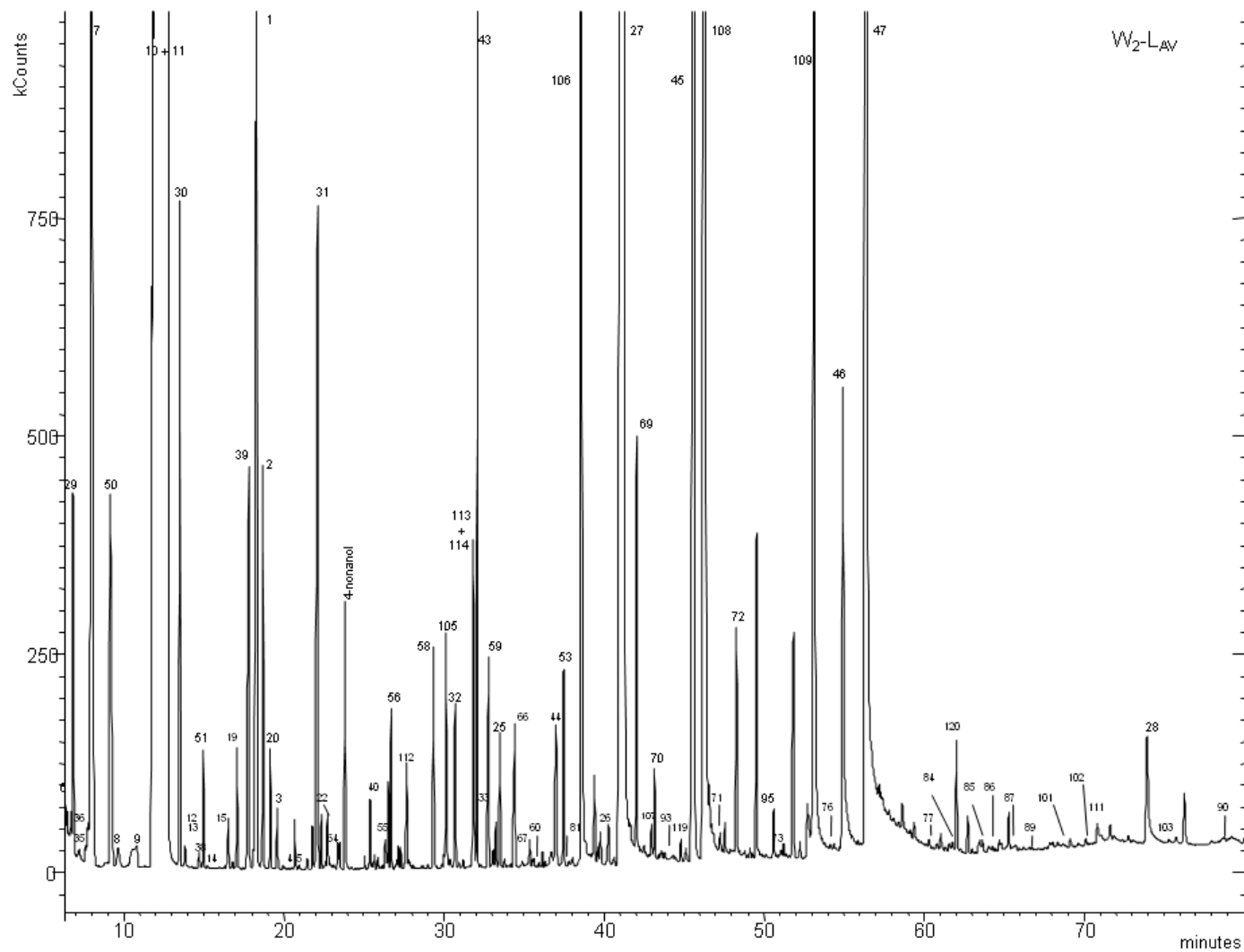
tr, traces

**Table 3.** Behavior during maturation, of volatile compounds found in *Loureiro* and *Alvarinho* wines

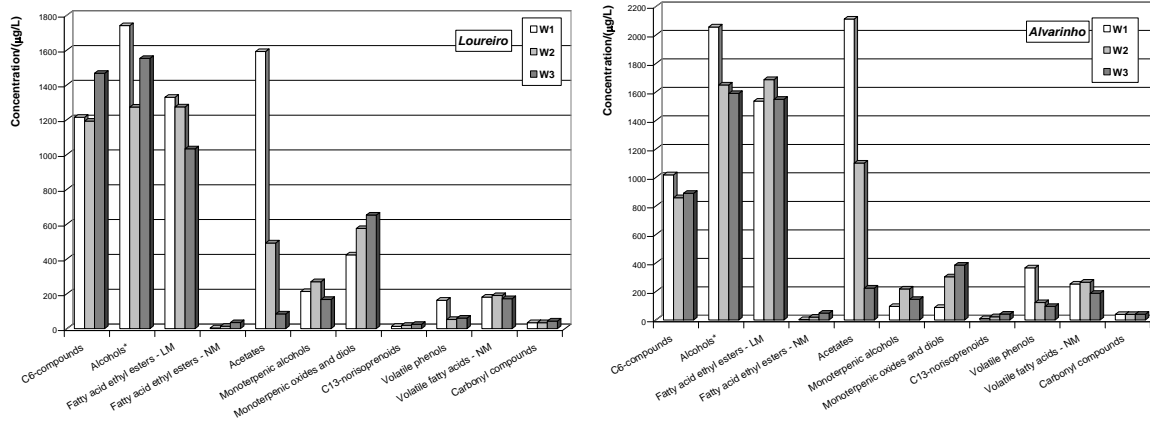
Behavior	Compound	<i>Loureiro</i>		<i>Alvarinho</i>	
		Regression equation	R <sup>2</sup>	Regression equation	R <sup>2</sup>
<b>Increase</b>	ethyl 2-methylbutyrate	$y=-a+bx$	0.988	$y=-a+bx$	0.991
	ethyl 3-methylbutyrate	$y=a+bx+cx^2$	0.997	$y=a+bx+cx^2$	0.999
	diethyl succinate	$y=a+bx+cx^2$	0.979	$y=a+bx+cx^2$	0.998
	neroloxide	$y=a+bx$	0.975	$y=a+bx+cx^2$	0.998
	guaiacol	$y=a+bx$	0.791	$y=-a+bx-cx^2$	0.933
<b>Decrease</b>	(Z)-3-hexen-1-ol	<i>(lack of correlation)</i>	---	$y=a-bx+cx^2$	0.822
	3-methylthio-1-propanol	<i>(lack of correlation)</i>	---	$y=a-bx$	0.912
	ethyl butyrate	<i>(lack of correlation)</i>	---	$y=a-bx$	0.677
	ethyl hexanoate	$y=a-bx-cx^2$	0.922	$y=a-bx+cx^2$	0.541
	ethyl decanoate	$y=a-bx+cx^2$	0.916	<i>(maximum at W<sub>2</sub>)</i>	---
	3-methylbutyl acetate	$y=a-bx+cx^2$	0.998	$y=a-bx+cx^2$	0.997
	hexyl acetate	$y=a-bx+cx^2$	1.000	$y=a-bx$	0.997
	2-phenylethyl acetate	$y=a-bx+cx^2$	0.999	$y=a-bx$	1.000
	linalool	$y=a-bx+cx^2$	0.998	<i>(maximum at W<sub>2</sub>)</i>	---
	citronellol	$y=a-bx+cx^2$	0.988	$y=a-bx$	0.987
	β-damascenone	$y=a-bx+cx^2$	0.992	$y=a-bx+cx^2$	0.991
	4-vinylguaiacol	$y=a-bx+cx^2$	0.992	$y=a-bx+cx^2$	0.989
	decanoic acid	$y=a+bx-cx^2$	0.816	$y=a-bx$	0.920
	3-methylbutanoic acid	<i>(lack of correlation)</i>	---	$y=a-bx+cx^2$	0.779
	+ 3-methylbutanoic acid				
<b>Maximum at W<sub>2</sub></b>	ethyl octanoate	$y=a+bx-cx^2$	0.671	<i>(lack of correlation)</i>	---
	ethyl decanoate	<i>(decreasing behaviour)</i>	---	$y=a+bx-cx^2$	0.723
	linalool	<i>(decreasing behaviour)</i>	---	$y=a+bx-cx^2$	0.998
	Ho-trienol	$y=a+bx-cx^2$	0.905	$y=a+bx-cx^2$	0.959
	α-terpineol	$y=a+bx-cx^2$	0.987	$y=a+bx-cx^2$	0.993
octanoic acid	$y=a+bx-cx^2$	0.916	$y=a+bx-cx^2$	0.893	

**Table 4.** Sensory characterisation of *Loureiro* and *Alvarinho* wines with 8 months ( $W_2$ ) and 20 months ( $W_3$ ), represented by the median of each attribute and the average of the final classification (attributes ranging from 0 to 5 in order of increasing intensity)

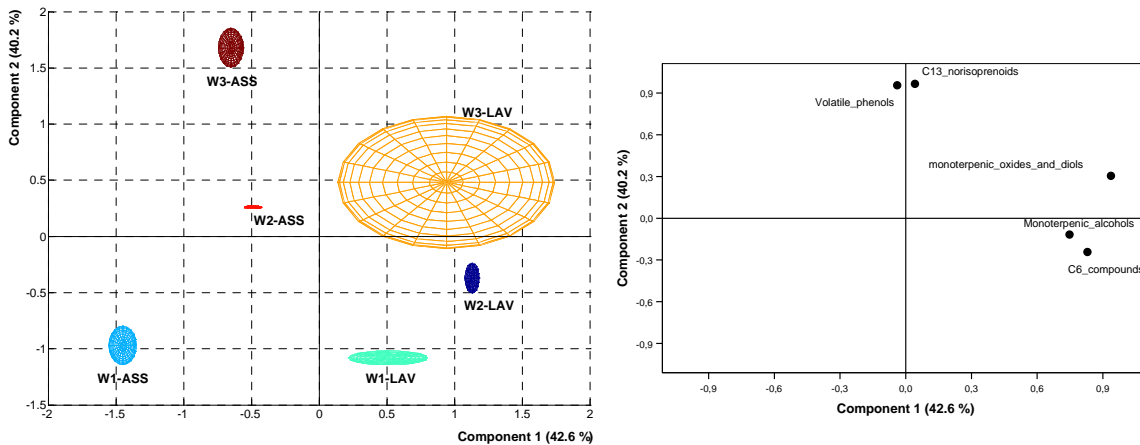
Attribute		<i>Loureiro</i>		<i>Alvarinho</i>	
		$W_2$	$W_3$	$W_2$	$W_3$
<b>Visual Assessment</b>	clarity	limpid	limpid	limpid	limpid
	colour	pale citrus	citrus	open straw	open straw
	colour quality	2	3	3	3
<b>Olfactory Assessment</b>	intensity	3	3	4	3.5
	floral	2	2	2	1.5
	citrus fruit	3	2	1.5	1
	tree fruit	1	2	3	3
	tropical fruit	1	1.5	3	2
	dried fruit	0	0	0.5	1
	vegetal	0	1	0	1
	<i>overall sensation</i>	<b>3</b>	<b>3</b>	<b>4</b>	<b>3</b>
<b>Gustative Assessment</b>	sweetness	1	1	2	2
	acidity	3	3.5	2	2.5
	heat	2	2	4	3
	bitterness	1	2	0.5	1
	structure	3	3	3	3
	balance	2.5	3	4	3
	persistence	3	3	4	3
	<i>overall sensation</i>	<b>3</b>	<b>3</b>	<b>4</b>	<b>3.5</b>
<b>Final Classification</b>	(median)	<b>13</b>	<b>13</b>	<b>15.5</b>	<b>15</b>
	(mean)	<b>13.5</b>	<b>12.9</b>	<b>15.6</b>	<b>14.9</b>



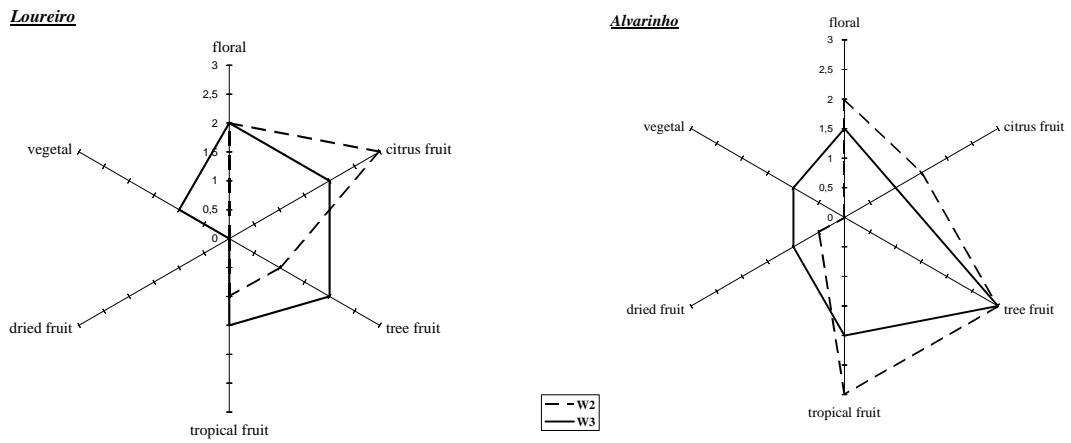
**Figure 1.** Representative section of a GC-MS chromatogram respecting W<sub>2</sub> Loureiro wine (peak identification may be assessed on table 2).



**Figure 2.** Evolution of each group of volatile compounds in the *Loureiro* and *Alvarinho* wines, after alcoholic fermentation ( $W_1$ ) and with 8 months ( $W_2$ ) and 20 months ( $W_3$ ) (\* without 2-methyl-1-butanol, 3-methyl-1-butanol and 2-phenylethanol; LM – lipid metabolism, NM – nitrogen metabolism).



**Figure 3.** Graphic representation of the two principal components for the volatile varietal compounds (total levels by groups) of W<sub>1</sub>, W<sub>2</sub> and W<sub>3</sub> wines of *Alvarinho* and *Loureiro* varieties. The ellipsoids represent the 95 % confidence level.



**Figure 4.** Aromatic descriptor intensity (median) for *Loureiro* and *Alvarinho* wines at the  $W_2$  and  $W_3$  stages.