

Electroepoxidation of natural and synthetic alkenes mediated by sodium bromide

Massuquinini Inês ^a, António J. Mendonça ^{b,*}, Ana P. Esteves ^c, Dina I. Mendonça ^d,
Maria J. Medeiros ^c

^a *Departamento de Química, Universidade Agostinho Neto, Luanda, Angola*

^b *Centro de Investigação em Ciências da Saúde e Departamento de Química, Universidade da Beira Interior, R. Marquês d'Ávila e Bolama, 6201-001 Covilhã, Portugal*

^c *Centro de Química, Universidade do Minho, Largo do Paço, 4704-553 Braga, Portugal*

^d *Departamento de Química, Universidade da Beira Interior, R. Marquês d'Ávila e Bolama, 6201-001 Covilhã, Portugal*

Abstract

Electroepoxidation of synthetic alkenes (styrene, *trans*-stilbene and *trans*- β -methylstyrene) and of some natural terpenes (limonene, terpinolene, geraniol, α -terpinene, γ -terpinene and α -terpineol) mediated by sodium bromide was performed in MeCN:H₂O (4:1) at platinum electrodes. The indirect electrochemical oxidation of the olefins led to the corresponding epoxides in yields ranging from 23% to 79%.

Résumé

L'électroépoxydation d'alcènes synthétiques (styrène, *trans*-stilbène et *trans*- β -méthylstyrène) et d'alcènes naturels terpéniques (limonène, terpinolène, géraniol, α -terpinène, γ -terpinène et α -terpinéol) à l'aide de bromure de sodium a été réalisée dans un mélange MeCN:H₂O (4:1) avec des électrodes de platine. L'oxydation électrochimique indirecte d'oléfines conduit aux époxydes correspondants avec des rendements allant de 23% à 79%.

Keywords: electrochemical epoxidation; sodium bromide; alkenes; terpenes

Mots-clés: epoxydation électrochimie; bromure de sodium; alcènes ; terpènes

* Corresponding author: Tel.: +351275319822; fax: +351275319730

E-mail address: mendonca@ubi.pt (A.J. Mendonça).

1. Introduction

Epoxides are versatile and valuable intermediates in the synthesis of several biologically active compounds and they play an important role in the industry. The ease of preparation of these compounds and their facile ring-opening reactions have contributed to epoxides an attractive way of functionalising olefins. Some chemical routes to produce epoxides use reagents such as organic peroxyacids [1], sodium hypochlorite [2] or hydrogen peroxide [3] as a source of oxygen. The use of these reagents in the presence of a variety of catalysts, to synthesize epoxides has also been reviewed recently [4].

Electrochemical methodology has been investigated as a promising alternative route to epoxides motivated by the inherent advantages of ease of operation and limited environmental impact [5]. Moreover, indirect electrochemical reactions in comparison with direct electrochemical reactions present, in general, important advantages such as: low consumption of electricity; improvement of yield; an increase of reaction rate; reaction of electrochemically inactive substrates, by decrease of activation energy [6]. The high industrial demand for epoxides has led to a need for a “greener” route for its production. It was reported [5a] that electrogenerated hydrogen peroxide in ionic liquids, under a carbon dioxide-saturated environment and in the presence of a catalytic amount of a manganese salt, was used in the epoxidation of lipophilic alkenes. Allylic alcohols were successfully electroepoxidized by means of hydrogen peroxide generated *in situ* in the presence of titanium silicalite-1 [5b]. Electrosynthesis of epoxides and dibromides from olefinic carboxylic acids was achieved [7] by indirect oxidation (bromination) through a Br^-/Br^+ mediator leading to the corresponding 1,2-dibromide. The epoxidation was obtained by a multi-step process involving the cathodic reduction of dioxygen to hydrogen peroxide and also the action of a vanadium catalyst. Electroepoxidation can also be achieved by bromide ion mediation [8] at room temperature.

The reaction proceeds through an indirect electrochemical reaction avoiding certain specific disadvantages of direct electrolysis for example in passivation of the electrode surface or slow heterogeneous electron transfer. Tori et al. [9] reported that the electrooxidation of halide salts is useful for the generation of reactive species of halogen atoms under mild conditions. In fact, it has been shown that the Br^- ion discharged from NaBr can be a good mediator for the epoxidation of dimethyl 4-cyclohexene-1,2-dicarboxylate and acyclic alkenes [9] and *n*-hexene [10] in water-organic solvent media.

Herein, using the methodology reported in the literature [9], we describe the electrochemical epoxidation of styrene, (*E*)-1,2-diphenylethene (*trans*-stilbene), 1-[(*E*)-prop-1-enyl]benzene (*trans*- β -methylstyrene), 1-methyl-4-(prop-1-en-2-yl)cyclohex-1-ene (limonene), 1-methyl-4-(propan-2-ylidene)cyclohex-1-ene (terpinolene), (*E*)-3,7-dimethylocta-2,6-dien-1-ol (geraniol), 1-isopropyl-4-methylcyclohexa-1,3-diene (α -terpinene), 1-isopropyl-4-methylcyclohexa-1,4-diene (γ -terpinene) and 2-(4-methylcyclohex-3-enyl)propan-2-ol (α -terpineol), and using sodium bromide as mediator in acetonitrile-water mixtures at constant current electrolyses. The yields obtained are compared with those published for the epoxidation of the same alkenes using different methodologies.

2. Results and Discussion

2.1 Electrochemistry of Br_2/Br^- system

The cyclic voltammetric study of Br_2/Br^- system was carried out in MeCN:H₂O (1:4) containing NaClO₄ (0,1 mol.dm⁻³) as supporting electrolyte at a platinum electrode. Under these conditions the Br^- ion presents an oxidation peak at 0.99 V and the corresponding

reduction peak at 0.91 V vs Ag/AgCl due to the one-electron process described in the following equation:



By addition of 5 equivalents of alkene to the NaBr solution, it was also observed that the current intensity for the oxidation of Br⁻ ion increased slightly and that the cathodic peak for the Br₂ reduction disappeared. Similar results were reported by Nematollahi *et al.* [11].

2.2 Electroepoxidation of synthetic alkenes: styrene, (*E*)-1,2-diphenylethene and 1-[(*E*)-prop-1-enyl]benzene

The study was initiated by carrying out constant-current electrolysis of 20 mM styrene (**1**) in the presence of 20 mM NaBr as mediator using a current density of 33 mA cm⁻² and Pt electrodes in MeCN:H₂O (4:1). It was observed, based on ¹H-NMR data [12], that 2-phenyloxirane (**4**) was obtained in 27% yield (Table 1, entry 1). In order to improve the yield of epoxide we studied the influence of the concentration of NaBr and found that an increase from 20 mM to 30 mM led to an increase in the yield of **4** to 57% (Table 1, entry 2). The influence of the current density was also explored and an increase from 33 to 66 mA cm⁻² was found to produce the epoxide, as the major product, in a yield of 79% (Table 1, entry 3), together with bromohydrin **3** (10%) and dibromo derivative **6** (11%) as by-products (Fig.1). These products were identified on the basis of ¹H-NMR data. In previous studies [13] it was reported that styrene oxide was obtained in yields between 30 and 100% using constant-potential electrolyses and Mn-Salen catalysts.

Electroepoxidation of (*E*)-1,2-diphenylethene (**8**) was carried out using the same experimental conditions and a current density of 33 mA cm⁻² and led to the formation of 2,3-diphenyloxirane (**9**) in 23% yield (Table 1, entry 4). The main by-product identified was the

corresponding dibromide **10** (16%) (Fig. 2). Using the same current density but increasing the charge passed, the degree of conversion increased but the epoxide yield did not (Table 1, entry 5). Subsequently, the influence of the current density was studied and it was found that using a current density of 3.3 mA cm^{-2} , the electroepoxidation of (*E*)-1,2-diphenylethene (**8**) led to the formation of 2,3-diphenyloxirane (**9**) in 38% yield (Table 1, entry 6). An epoxide yield between 70% and 93% was obtained with cobalt catalysts or potassium peroxomonosulfate [14].

The electroepoxidation of 1-[(*E*)-prop-1-enyl]benzene (**11**) was performed using the same experimental conditions and a current density of 33 mA cm^{-2} . Under these conditions a conversion of 100% of 1-[(*E*)-prop-1-enyl]benzene was obtained (**11**) but 2-methyl-3-phenyloxirane (**12**) was produced with 30% yield and a current efficiency of 29% (Fig. 3) (Table 1, entry 7). Epoxide (**12**) was obtained in 5-54% yield when Ni(II) complexes were used as catalysts [15].

In all the epoxidations carried out the main by-products obtained were the corresponding bromohydrin (4 - 23%) and dibromide (11% - 20%) derivatives. In agreement with Alkire and Köhler [10] the bromohydrin precedes the formation of epoxide while dibromide formation prevents the formation of epoxide.

2.3 Electroepoxidation of monoterpenes: 1-methyl-4-(prop-1-en-2-yl)cyclohex-1-ene, 1-methyl-4-(propan-2-ylidene)cyclohex-1-ene, (E)-3,7-dimethylocta-2,6-dien-1-ol, 1-isopropyl-4-methylcyclohexa-1,3-diene, 1-isopropyl-4-methylcyclohexa-1,4-diene, and 2-(4-methylcyclohex-3-enyl)propan-2-ol

The terpene epoxides are important building blocks for natural products synthesis and as starting materials in the synthesis of flavours, fragrances and therapeutically active substances

[16]. The electrochemical epoxidation was performed by slightly modifying the experimental conditions (see conditions in Table 2 caption) used for the electroepoxidation of synthetic alkenes. The results obtained are presented in Table 2.

1-methyl-4-(prop-1-en-2-yl)cyclohex-1-ene

The constant current electrolysis of 1-methyl-4-(prop-1-en-2-yl)cyclohex-1-ene (**13**) (20 mM) in MeCN:H₂O (4:1) as substrate in the presence of NaBr (40 mM), with a current density of 33 mA.cm⁻² using Pt electrodes (1.1×1.1cm²), after 5 F/mol, produced an unexpected compound (**15**) in 25% yield (Fig. 4). The structure proposed for compound **15** was derived from the NMR (¹H and ¹³C) analysis and is in agreement with the literature [17]. This compound was obtained when the concentration of 1-methyl-4-(prop-1-en-2-yl)cyclohex-1-ene was half of the concentration of NaBr and the current density was 33 mA.cm⁻². Maintaining this current density but increasing the 1-methyl-4-(prop-1-en-2-yl)cyclohex-1-ene concentration to 40 mM, only compound **14** was obtained in 25% yield (Table 2, entry 1). The ¹H-NMR spectrum of compound this compound was in good agreement with that already published [12].

In order to study the influence of the current density, the electroepoxidation of 1-methyl-4-(prop-1-en-2-yl)cyclohex-1-ene was performed using a current density of 3.3 mA.cm⁻². It was observed that a decrease in the current density reduced the rate of electrolysis and 11h were necessary to achieve 3 F/mol (Table 2, entry 2). The Pt electrode area was increased to 2.5×2.5 cm² and although the reaction time diminished (2.5 hours) and the degree of conversion (93%) was higher, an epoxide yield of only 34% was obtained (Table 2, entry 3). The analysis of these results confirms that the epoxide was obtained in relatively low yields. It was reported [18] that the electroepoxidation of 1-methyl-4-(prop-1-en-2-yl)cyclohex-1-ene catalysed by Mn(salen), Ni(salen) or heteropolytungstates complexes afforded the expected

epoxide (**14**) in 96% yield in optimised experimental conditions. The analysis of ^1H -RMN spectral data of compound **14** revealed the existence of two diastereomers in the ratio of 3:2.

1-methyl-4-(propan-2-ylidene)cyclohex-1-ene

The electro-epoxidation of 1-methyl-4-(propan-2-ylidene)cyclohex-1-ene (**16**) was also mediated by NaBr in MeCN:H₂O (4:1) (Fig. 5) using the optimized conditions applied in 1-methyl-4-(prop-1-en-2-yl)cyclohex-1-ene epoxidation. The 2,2,6-trimethyl-1-oxaspiro[2.5]oct-5-ene (**17**) was obtained in 40% yield with a current efficiency of 45% for a conversion of 86% (Table 2, entry 4). The yield obtained is similar to that reported (36%) when alumina was used as a heterogeneous catalyst and hydrogen peroxide as the oxidising agent [16].

(E)-3,7-dimethylocta-2,6-dien-1-ol

The electroepoxidation of (*E*)-3,7-dimethylocta-2,6-dien-1-ol (**18**) mediated by NaBr led to the formation of (*E*)-3-methyl-5-(3,3-dimethyloxiran-2-yl)pent-2-en-1-ol (**19**) and {3-methyl-3-[2-(3,3-dimethyloxiran-2-yl)ethyl]oxiran-2-yl}methanol (**20**) as the main products (Fig. 6). (*E*)-3-methyl-5-(3,3-dimethyloxiran-2-yl)pent-2-en-1-ol (**19**) was obtained in 43% yield and with a current efficiency of 65% (Table 2, entry 5). The influence of the charge passed during the reaction was studied in order to improve the yield of **19** but it was observed that by increasing the charge passed (5 F/mol) the yield of (*E*)-3-methyl-5-(3,3-dimethyloxiran-2-yl)pent-2-en-1-ol decreased and that of {3-methyl-3-[2-(3,3-dimethyloxiran-2-yl)ethyl]oxiran-2-yl}methanol (**20**) increased (Table 2, entry 6). Comparing these results with those published [19] it can be seen that the yield of (*E*)-3-methyl-5-(3,3-dimethyloxiran-2-yl)pent-2-en-1-ol (**19**) is lower than that obtained (67%) with titanosilicates and hydrogen peroxide. However, using the electrochemical approach it is possible to obtain the diepoxide.

The analysis of ^{13}C -NMR data of compound **20** reveals a mixture of two diastereomers with a diastereomeric ratio of 3:1 which is in agreement with the published data [20].

Other natural monoterpenes

We have also performed the electroepoxidation of 1-isopropyl-4-methylcyclohexa-1,3-diene (**21**) (Fig. 7) and compound **22** was obtained in 32% yield (Table 2, entry 7). A migration of the double bond, via an $\text{S}_{\text{N}}2'$ type mechanism was observed. Due to the high reactivity of 1-isopropyl-4-methylcyclohexa-1,3-diene, Uguina et al. [16] also obtained a larger amount of secondary products resulting in a low selectivity in the formation of the epoxide.

In the 1-isopropyl-4-methylcyclohexa-1,4-diene (**23**) epoxidation (Fig. 8) the epoxide (**24**) was obtained in a yield of 41% with a conversion of 82% (Table 2, entry 8). Sakaguchi et al. [21] have reported that the epoxide **24** could be obtained in a yield of 78%, with aqueous hydrogen peroxide and peroxotungstophosphate as catalyst under biphasic conditions using chloroform as the solvent.

In the case of 2-(4-methylcyclohex-3-enyl)propan-2-ol (**25**), the conversion of the substrate was 83% and the epoxide **26** (Fig. 9) yield was 56% with a current efficiency of 61% (Table 2, entry 9). Chan et al. [20b] have reported yields of epoxide **26** in the range 62% - 86% using a beta-cyclodextrin-substituted dioxirane as catalyst.


2.4 Turn-over of NaBr mediator solution

The turn-over number of the NaBr aqueous solution to mediate a new electroepoxidation was evaluated using 1-methyl-4-(prop-1-en-2-yl)cyclohex-1-ene as substrate. After removal of the oxidation products (Table 2, entry 3), the NaBr solution was used for a 2nd run. This

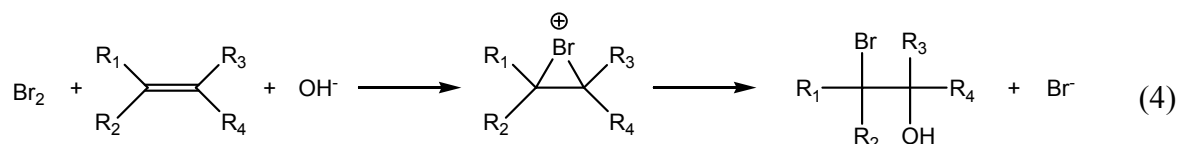
process was repeated for four runs. The results obtained are presented in table 3. From an analysis of the data reported in Table 3, it is clear that the epoxide yield obtained decreased substantially from the 3rd to the 4th run. From the 1st to the 2nd run there is also a small decrease in the epoxide yield. In each cycle of the mediator there are bromine losses, mainly by the formation of brominated by-products. As the NaBr concentration diminishes the epoxide yield also decreases. We considered that the yield obtained in the initial experiment (Table 2, entry 3), (34%) is close to the 39% obtained in the first run (Table 3, entry 1). We have concluded that the same NaBr solution can be used at least two further times after the initial electrolysis without significant loss of activity of NaBr.

Taking into consideration our results for the electrochemical epoxidation in the presence of NaBr and based on the mechanism proposed by R. Alkire *et al.* [10], we propose the following mechanism.

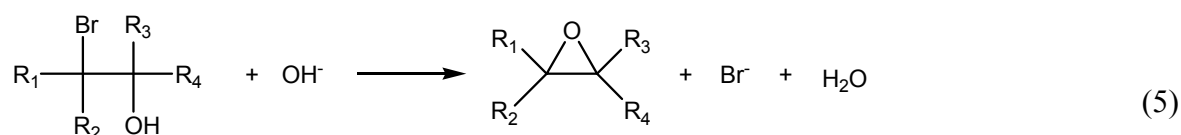
The initial steps are anodic oxidation of bromide and cathodic reduction of water:



Subsequently, the molecular bromine reacts with the alkene to form an unstable bromonium intermediate which, through subsequent nucleophilic addition of a hydroxide ion, forms the correspondent bromohydrin, the desired primary product:



The halohydrin then consumes another OH⁻ ion and is converted to the epoxide:



3. Conclusion

The epoxidation of synthetic alkenes and natural terpenes was achieved through an indirect electrochemical reaction, at constant current, mediated by NaBr in MeCN:H₂O (4:1) at room temperature in an undivided cell under stirring using platinum electrodes (2.5×2.5 cm² or 1.1×1.1 cm²). By adjusting the experimental conditions it was possible to obtain the desired epoxides, although other oxidation products can be formed.

Optimised experimental conditions were established with styrene as substrate. The electroepoxidation of all other substrates was carried out using these conditions with minor modifications.

There are several reasons that may explain the relatively low epoxide yields obtained. Epoxides are known to present high reactivity leading them to form other compounds, particularly, diols. In the present study diols were detected by ¹³C NMR as by-products in all reactions but were not quantified. A further reason for low yields might be a result of the electrophilic addition reaction of bromine to double bonds. This reaction explains the formation of mono- and dibromide by-products. The low yield of monoterpenes epoxides might be explained by the high volatility of these compounds.

However, although the yields are modest, this method may provide an alternative to classical chemical methods, avoiding the use of oxidants such as NaClO. The method used in this study is simple, economic and carried out at room temperature.

4. Experimental part

4.1. Reagents

Alkenes and monoterpenes were used as received (Sigma-Aldrich, >98%) and all solvents were purified prior to use.

4.2. Constant-current electrolysis

Electrolyses were carried out in a single compartment cell with electrodes separated by 5 mm, under agitation at constant current using a DC power supply (Good Will Instruments GSP-3030D). Electrolyte volumes were 25 cm³ or 50 cm², using 1.1 × 1.1 cm² or 2.5 × 2.5 cm² Pt electrodes, respectively. The electrolysis was monitored by TLC and terminated when the substrate was completely converted or the number of by-products increased with time without further consumption of the substrate. After the electrolysis, sodium metabisulfite (1%) was added to the reaction mixture, which was extracted with ethyl ether or chloroform (3 × 15 mL) and washed with water. The combined organic extracts were dried (Na₂SO₄) and concentrated. The crude residue was submitted to flash chromatography on silica gel 60 M (230-400 mesh).

¹H and ¹³C-NMR data were recorded on a Bruker AC 250P Spectrometer in CDCl₃; chemical shifts were measured, in ppm, *versus* the residual peak of the solvent. The infrared spectra were recorded on a Unicam Mattson 5000 FT spectrophotometer, using capillary films supported on NaCl windows or on a Bomem MB-series FT-IR/DiffusIR spectrophotometer, using Nujol mulls on NaCl windows.

The compounds were identified by means of ¹H NMR (250 MHz, CDCl₃) and ¹³C NMR (63 MHz) spectrometry, δ ppm:

2-phenyloxirane (4). ^1H NMR (CDCl_3 , 250 MHz): 7.40-7.27 (5H, m, ArH); 3.83 (1H, dd, $J_1 = 3.9$; $J_2 = 2.5$ Hz, H-2); 3.12 (1H, dd, $J_1 = 5.4$; $J_2 = 3.9$ Hz, H-1); 2.77 (1H, dd, $J_1 = 5.4$; $J_2 = 2.5$ Hz, H-1).

2,3-diphenyloxirane (9). ^1H NMR (CDCl_3 , 250 MHz): 7.56-7.36 (10H, m, ArH); 3.99 (2H, s, H-1 e H-2). ^{13}C NMR (CDCl_3 , 63 MHz): 137.3 (C-1' and C-1''); 128.7 (C-3', C-5', C-3'' and C-5''); 128,5 (C-4' and C-4''); 125,7 (C-2', C-6', C-2'' and C-6''); 63,0 (C-1 e C-2).

2-methyl-3-phenyloxirane (12). ^1H NMR (CDCl_3 , 250 MHz): 7.41-7.21 (5H, m, ArH); 5.04 (1H, d, $J = 10.0$ Hz, H-2); 4.60 (1H, dq, $J_1 = 10.0$; $J_2 = 6.5$ Hz, H-1); 2.05 (3H, d, $J = 6.5$ Hz, H-1'). ^{13}C NMR (CDCl_3 , 63 MHz): 140.7 (C-1''); 128.9 (C-4''); 128.8 (C-3'' and C-5''); 127.8 (C-2'' and C-6''); 59.3 (C-2); 51.3 (C-1); 26.0 (C-1'). ν_{max} (cm^{-1}): 2923, 2852, 1560, 1260 and 840 (C-O-C), 1215, 1094, 820.

1-methyl-4-(prop-1-en-2-yl)-7-oxa-bicyclo[4.1.0]heptane (14). ^1H NMR (CDCl_3 , 250 MHz): 4.65 (2H, br s, H-10); 3.05 (0.4H, t, $J = 2.4$ Hz, H-2); 2.99 (0.6H, d, $J = 5.4$ Hz, H-2); 2.18-1.97 (1H, m, H-4); 1.87-1.81 (2H, m, 1H-6 and 1H-3); 1.74-1.50 (2H, m, 1H-5 and 1H-3); 1.68 (1.2H, s, H-9); 1.66 (1.8H, s, H-9); 1.41-1.20 (2H, m, 1H-5 and 1H-6), 1.31 (1.8H, s, H-7); 1.29 (1.2H, s, H-7).

7-(hydroxymethyl)-4,7-dimethyl-6-oxabicyclo[3.2.1]octan-4-ol (15). ^1H NMR (CDCl_3 , 250 MHz): 3.87 (1H, d, $J = 11.1$ Hz, $\text{CH}_2\text{-OH}$ part A of an AB system, H-8); 3.86 (1H, d, $J = 4.8$ Hz, H-5); 3.64 (1H, d, $J = 11.1$ Hz, $\text{CH}_2\text{-OH}$ part B of an AB system, H-8); 2.05-1.98 (1H, m, H-1); 1.86-1.61 (6H, m, H-2, H-3 and H-10); 1.29 (3H, s, H-9); 1.22 (3H, s, H-11). ^{13}C NMR (CDCl_3 , 63 MHz): 84.8 (C-5); 84.3 (C-7); 72.5 (C-4); 65.8 ($\text{CH}_2\text{-OH}$); 40.1 (C-1); 35.6 (C-3 or C-8); 33.8 (C-8 or C-3); 24.5 (C-9 or C-11); 24.4 (C-9 or C-11); 24.2 (C-2).

2,2,6-trimethyl-1-oxaspiro[2.5]oct-5-ene (17). ^1H NMR (CDCl_3 , 250 MHz): 5.30 (1H, dq, $J_1 = 3.1$; $J_2 = 1.6$ Hz, H-2); 2.33-1.96 (4H), 1.74-1.67 (2H), 1.65 (3H, m, H-7); 1.31 and 1.28 (6H, 2s, H-10 and H-9). ^{13}C NMR (CDCl_3 , 63 MHz): 134.4 (C-1); 119.2 (C-2); 64.4 (C-4);

62.4 (C-8); 30.7 (C-6); 28.9 (C-3); 27.0 (C-5); 23.4 (C-7); 20.9 (C-9); 20.5 (C-10). ν_{\max} (cm^{-1}): 3018 (C=CH), 2925, 2915, 1635, 1221 and 852 (C-O-C), 756.

(E)-3-methyl-5-(3,3-dimethyloxiran-2-yl)pent-2-en-1-ol (19). ^1H NMR (CDCl_3 , 250 MHz): 5.39 (1H, t, $J = 6.8$ Hz, H-2), 4.08 (2H, broad d, $J = 6.8$ Hz, H-1); 2.67 (1H, t, $J = 6.2$ Hz, H-6); 2.17 (1H, broad s, OH); 2.13-2.05 (2H, m, H-4); 1.63 (3H, broad s, H-10); 1.60-1.55 (2H, m, H-5); 1.25 and 1.21 (6H, 2s, H-8 and H-9). ^{13}C NMR (CDCl_3 , 63 MHz): 137.7 (C-3); 124.2 (C-2); 64.1 (C-6); 58.8 (C-1); 58.5 (C-7); 36.2 (C-4); 27.0 (C-5); 24.7 (C-8); 18.6 (C-9); 16.1 (C-10).

{3-methyl-3-[2-(3,3-dimethyloxiran-2-yl)ethyl]oxiran-2-yl}methanol (20). ^1H NMR (CDCl_3 , 250 MHz): 3.80-3.68 (2H, m, H-1); 2.99 (1H, dd, $J_1 = 8.3$; $J_2 = 3.8$ Hz, H-2); 2.78-2.64 (2H, m, H-6); 1.93 (1H, s, OH); 1.88-1.47 (4H, m, H-4 and H-5); 1.33 (0.75H, H-8); 1.32 (2.25H, H-8); 1.29 and 1.27 (6H, 2s, H-10 and H-9). ^{13}C NMR (CDCl_3 , 63 MHz): 64.5 and 63.9 (C-6); 62.9 and 62.5 (C-2); 61.4 and 61.0 (C-1); 60.9 and 60.8 (C-7); 59.0 and 58.7 (C-3); 36.3 and 35.2 (C-4); 24.9 and 24.6 (C-5); 25.0 (C-8); 18.9 and 18.8 (C-9); 17.1 and 16.5 (C-10).

1-isopropyl-4-methyl-7-oxa-bicyclo[2.2.1]hept-2-ene (22). ^1H NMR (CDCl_3 , 250 MHz): 5.72 (1H, dd, $J_1 = 10.0$; $J_2 = 1.4$ Hz, H-2); 5.61 (1H, dd, $J_1 = 10.0$; $J_2 = 1.5$ Hz, H-3); 1.31 (3H, s, H-1''); 0.96 (3H, d, $J = 6.8$ Hz, H-2'); 0.89 (3H, d, $J = 6.9$ Hz, H-3'). ^{13}C NMR (CDCl_3 , 63 MHz): 135.5 (C-3); 133.6 (C-2); 71.7 (C-4); 67.4 (C-1); 37.5 (C-1'); 33.6 (C-5); 29.7 (C-1''); 27.1 (C-6); 17.7 (C-2'' or C-3); 16.5 (C-3' or C-2').

4-isopropyl-1-methyl-7-oxa-bicyclo[4.1.0]hept-3-ene (24). ^1H NMR (CDCl_3 , 250 MHz): 5.15 (1H, dd, $J_1 = 3.4$; $J_2 = 1.9$ Hz, H-5); 3.10 (1H, br s, H-2); 2.13 (1H, sept, $J = 6.8$ Hz, H-8); 1.35 (3H, s, H-7); 0.97 (3H, d, $J = 6.8$ Hz, H-9); 0.96 (3H, d, $J = 6.8$ Hz, H-10). ^{13}C NMR (CDCl_3 , 63 MHz): 137.7 (C-4); 113.9 (C-5); 60.4 (C-2); 56.6 (C-1); 34.6 (C-8); 30.6 (C-6);

27.2 (C-3); 23.0 (C-7); 21.4 (C-9 or C-10); 21.1 (C-10 or C-9). ν_{\max} (cm^{-1}): 2948, 2879, 1640, 1224 and 845 (C-O-C), 750.

2-(6-methyl-7-oxa-bicyclo[4.1.0]heptan-3-yl)propan-2-ol (26). ^1H NMR (CDCl_3 , 250 MHz): 2.92 (1H, d, $J = 5.3$ Hz, H-2); 2.14-1.42 (6H, m, H-3, H-6 and H-5); 1.70-1.51 (1H, m, H-4); 1.23, 1.05 and 1.03 (9H, 3s, H-7, H-10 and H-9). ^{13}C NMR (CDCl_3 , 63 MHz): 72.4 (C-8); 59.3 (C-2); 57.8 (C-1); 44.1 (C-4); 30.8 (C-6); 27.3 (C-7); 26.1 (C-9 or C-10); 25.9 (C-3); 24.4 (C-10 or C-9).

Acknowledgements

One of the authors (M. I.) gratefully acknowledges a GRICES PhD scholarship and INABE (Angola) for financial support.

References

- [1] A.P. James, R.A.W. Johnstone, M. McCarron, J.P. Sankey, B. Trenbirth, *Chem. Commun.* 3 (1998) 429.
- [2] M. Klawonn, S. Bhor, G. Mehlretter, C. Döbler, C. Fischer, M. Beller, *Adv. Synth. Catal.* 345 (2003) 389.
- [3] N.A. Stephenson, A.T. Bell, *J. Mol. Catal. A* 275 (2007) 54.
- [4] (a) A.J. Burke, *Coord. Chem. Rev.* 252 (2008) 170; (b) D. Chatterjee, *Coord. Chem. Rev.* 252 (2008) 176; (c) J. Muzart, *J. Mol. Catal. A* 276 (2007) 62.
- [5] (a) K.-P. Ho, K.-Y. Wong, T. H. Chan, *Tetrahedron* 62 (2006) 6650; (b) A. Zimmer, D. Mönter, W. Reschetilowski, *J. Appl. Electrochem.* 33 (2003) 933.
- [6] T. Osa, in: T. Osa (Ed.) *New Challenges in Organic Electrochemistry* 3.1, Gordon and Breach Publishers, Amsterdam, The Netherlands, 1998, p. 183.

- [7] Y. Shen., M. Atobe, W. Li, T. Nonaka, *Electrochim. Acta* 48 (2003) 1041.
- [8] S. Torii, K. Uneyama, M. Ono, H. Tazawa, S. Matsunami, *Tetrahedron Lett.* 48 (1979) 4661.
- [9] S. Torii, K. Uneyama, H. Tanaka, T. Yamanaka, T. Yasuda, M. Ono, Y. Kohmoto, *J. Org. Chem.* 46 (1981) 3312.
- [10] R. Alkire, J. Köhler, *J. Appl. Electrochem.* 18 (1988) 405.
- [11] D. Nematollahi, N. Akaberi, *Molecules* 6 (2001) 639.
- [12] C. J. Pouchert, J. Behnke, *The Aldrich Library of ¹³C and ¹H FT NMR Spectra*, Aldrich Chemical Company, St. Louis, USA, 1993, Vols. 1-3.
- [13] (a) B. Bahramian, V. Mirkhani, M. Moghadam, S. Tangestaninejad, *Appl. Catal. A Gen.*, 301 (2006) 169; (b) H. Zhang, S. Xiang, J. Xiao, C. Li, *J. Mol. Catal. A* 238 (2005) 175.
- [14] (a) G. Kowalski, J. Pielichowski, M. Jasieniak, *Appl. Catal. A Gen.* 247 (2003) 295; (b) A. Głuszyńska, I. Maćkowska, M.D. Rozwadowska, W. Sienniak, *Tetrahedron: Asymmetry* 15 (2004) 2499.
- [15] (a) D. Lee, H. Bang, M.P. Suh, *J. Mol. Catal. A Chem.* 151 (2000) 71; (b) R. Ferreira, H. García, B. de Castro, C. Freire, *Eur. J. Inorg. Chem.* 21 (2005) 4272.
- [16] M. A. Uguina, J.A. Delgado, A. Rodríguez, J. Carretero, D. Gómez-Díaz, *J. Mol. Catal. A Chem.* 256 (2006) 208.
- [17] L. Albarella, D. Musumeci, D. Sica, *Eur. J. Org. Chem.* 5 (2001) 997.
- [18] (a) L.F. Lima, L. Cardozo-Filho, P.A. Arroyo, H. Marquez-Alvarez, O.A.C. Antunes, *React. Kinet. Catal. Lett.* 84 (2005) 69; (b) S.P. Casuscelli, E. Herrero, N. Crivello, C. Perez, M.G. Egusquiza, C.I. Cabello, I.L. Botto, *Catal. Today* 107 (2005) 230.
- [19] L.J. Schofield, O.J. Kerton, P. McMorn, D. Bethell, S. Ellwood, G. Hutchings, *J. Chem. Soc. Perkin Trans. 2* (2002) 1475.

[20] (a) R.R.L. Martins, M.G.P.M.S. Neves, A.J.D.Silvestre, M.M.Q. Simões, A.M.S. Silva, A.C. Tomé, J.A.S. Cavaleiro, P. Tagliatesta, C. Crestini, *J. Mol. Catal. A Chem.* 172 (2001) 33; (b) W-K. Chan, W-Y. Yu, C-M. Che, M-K.Wong, *J. Org. Chem.* 68 (2003) 6576.

[21] S. Sakaguchi, Y. Nishiyama, Y.Ishii, *J. Org. Chem.* 61 (1996) 5307.

Table 1 - Coulometric Data and Product Yields for Catalytic Oxidation of synthetic alkenes (20 mM) in the presence of sodium bromide (20 mM) in MeCN/H₂O (4:1) at platinum electrodes.

Entry	Substrate	Current density ^a (mA/cm ²)	F/mol ^b	Conversion (%)	Epoxide yield (η_m / %)	Current efficiency (η_c / %)	Product
1	1	33	2	100	27	21	4
2	1^c	33	2	100	57	74	4
3	1	66	2	100	79	38	4
4	8	33 ^d	5	66	23	47	9
5	8	33 ^d	8	84	24	50	9
6	8	3.3 ^d	4	82	38	67	9
7	11	33	5	100	30	29	12

^a Platinum anode (A = 1.1 × 1.1 cm²); ^b Number of faradays per molecule of the starting material; ^c [NaBr] = 30 mM; ^d Platinum anode (A = 2.5 × 2.5 cm²); η_m = [Obtained mass of epoxide (g) / Theoretical mass of epoxide (g)] × 100; η_c = [moles of product obtained by a charge *c* / Theoretical moles of product obtained by a charge *c*] × 100; Conversion (%) = [(initial moles of substrate - moles of substrate at the end of reaction) / initial moles of substrate] × 100.

Table 2 - Coulometric Data and Product Yields for Catalytic Oxidation of natural terpenes (40 mM) in the presence of sodium bromide (40 mM) in MeCN/H₂O (4:1) at a current density of 3.3 mA/cm² at platinum electrodes^a.

Entry	Substrate	F/mol ^b	Conversion (%)	Epoxide yield (η_m / %)	Current efficiency (η_c / %)	Product
1	13	2 ^{c,d}	83	25	25	14
2	13	3 ^c	83	37	41	14
3	13	2	93	34	37	14
4	16	2	86	40	45	17
5	18	3	53	43	65	19
6	18	5	73	24	23	20
7	21	2	88	32	27	22
8	23	2	82	41	52	24
9	25	2	83	56	61	26

^aPlatinum anode ($A = 2.5 \times 2.5 \text{ cm}^2$); ^bNumber of faradays per molecule of the starting material; ^cPlatinum anode ($A = 1.1 \times 1.1 \text{ cm}^2$); ^dCurrent density equal to 33 mA cm⁻²; $\eta_m = [\text{Obtained mass of epoxide (g)} / \text{Theoretical mass of epoxide (g)}] \times 100$; $\eta_c = [\text{moles of product obtained by a charge } c / \text{Theoretical moles of product obtained by a charge } c] \times 100$; Conversion (%) = $[(\text{initial moles of substrate} - \text{moles of substrate at the end of reaction}) / \text{initial moles of substrate}] \times 100$.

Table 3 - 1-methyl-4-(prop-1-en-2-yl)-7-oxa-bicyclo[4.1.0]heptane (14) yields obtained re-using the solution of NaBr of the epoxidation of 1-methyl-4-(prop-1-en-2-yl)cyclohex-1-ene (Table 2, entry 3) with current density of 3.3 mA cm⁻² at platinum anode (2.5 cm × 2.5 cm). [1-methyl-4-(prop-1-en-2-yl)cyclohex-1-ene] = 40 mM.

Run	1-methyl-4-(prop-1-en-2-yl)-7-oxa-bicyclo[4.1.0]heptane	
	%	
	η_m	η_c
1	39	34
2	35	31
3	29	21
4	20	12

η_m = [Obtained mass of epoxide (g) / Theoretical mass of epoxide (g)] × 100; η_c = [moles of product obtained by a charge c / Theoretical moles of product obtained by a charge c] × 100; Conversion (%) = [(initial moles of substrate - moles of substrate at the end of reaction) / initial moles of substrate] × 100.

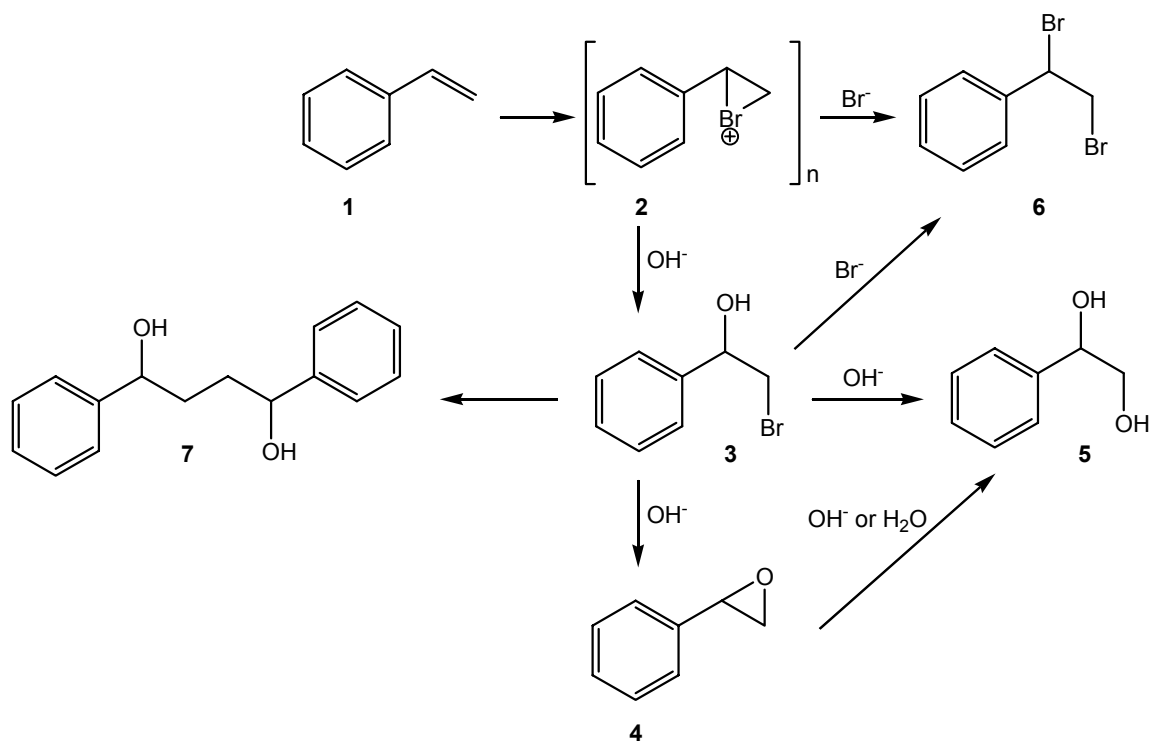


Figure 1 - The proposed mechanism for styrene electroepoxidation mediated by NaBr and for the identified by-products.

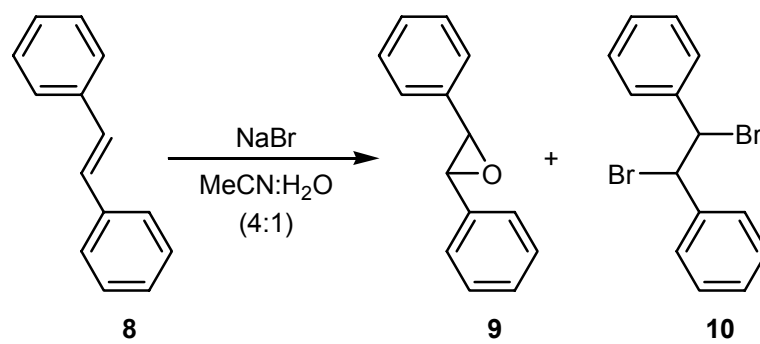


Figure 2 - Electroepoxidation of (*E*)-1,2-diphenylethene

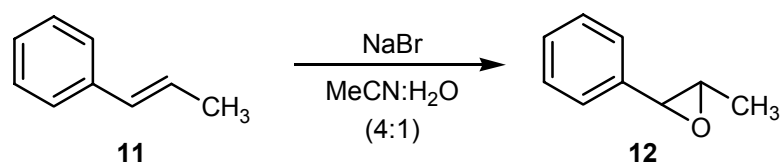


Figure 3 - Electroepoxidation of 1-[(*E*)-prop-1-enyl]benzene.

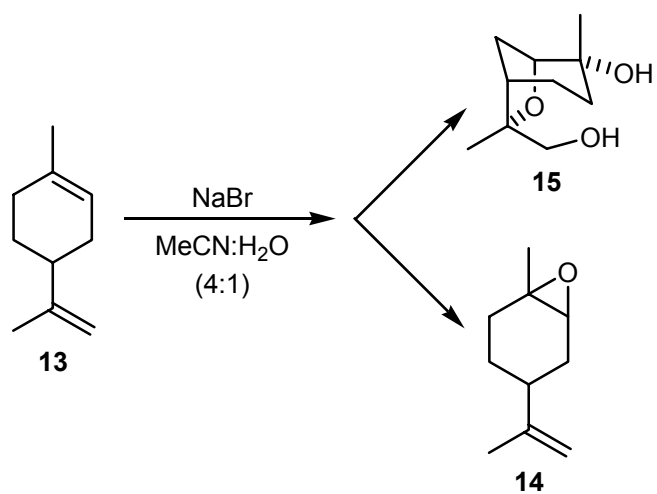


Figure 4 - Electroepoxidation of 1-methyl-4-(prop-1-en-2-yl)cyclohex-1-ene.

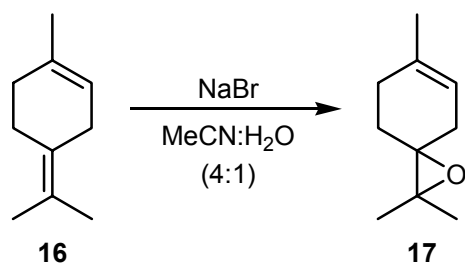


Figure 5 - Electroepoxidation of 1-methyl-4-(propan-2-ylidene)cyclohex-1-ene.

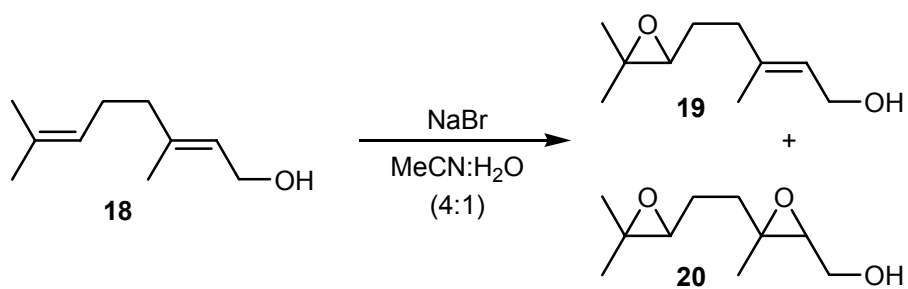


Figure 6 - Electroepoxidation of (E)-3,7-dimethylocta-2,6-dien-1-ol.

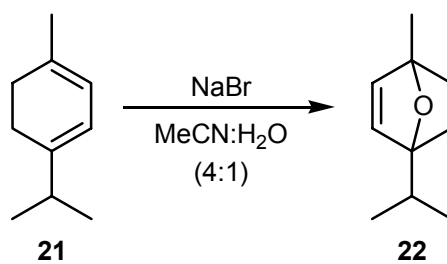


Figure 7 - Electroepoxidation of 1-isopropyl-4-methylcyclohexa-1,3-diene.

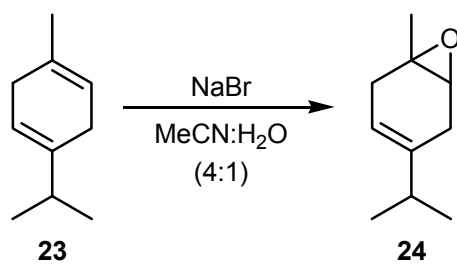


Figure 8 - Electroepoxidation of 1-isopropyl-4-methylcyclohexa-1,4-diene.

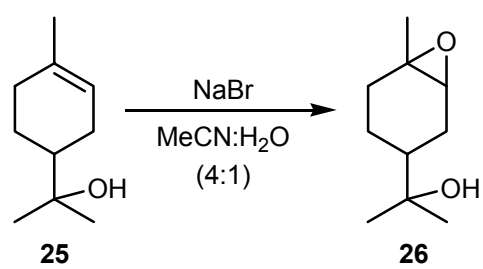


Figure 9 - Electrooxidation of 2-(4-methylcyclohex-3-enyl)propan-2-ol.